



Lawyers Title®



SAN BERNARDINO COUNTY

MARKET ACTIVITY & TRENDS

DECEMBER 2023

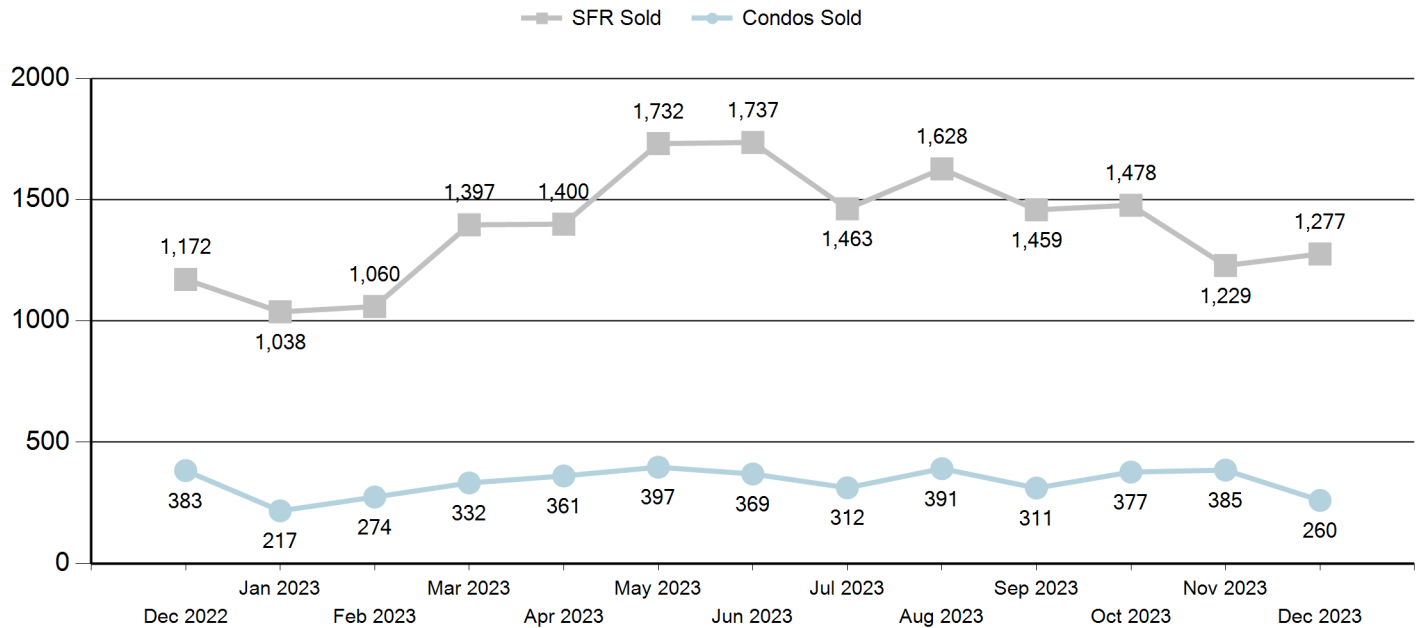
MARKET ACTIVITY & TRENDS



DECEMBER 2023

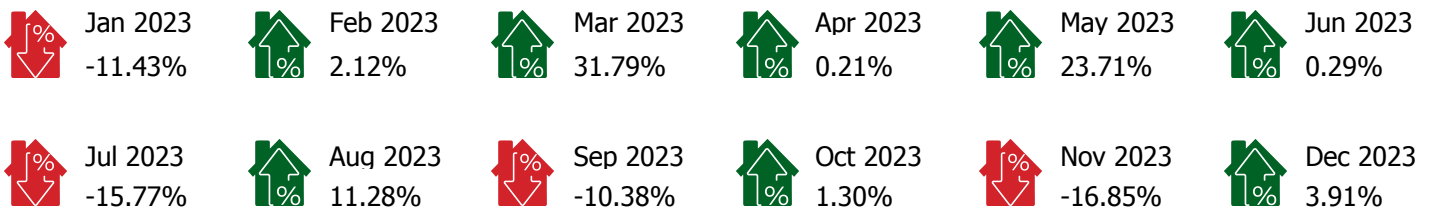
SFR & CONDO SALES

LAST 12 MONTHS

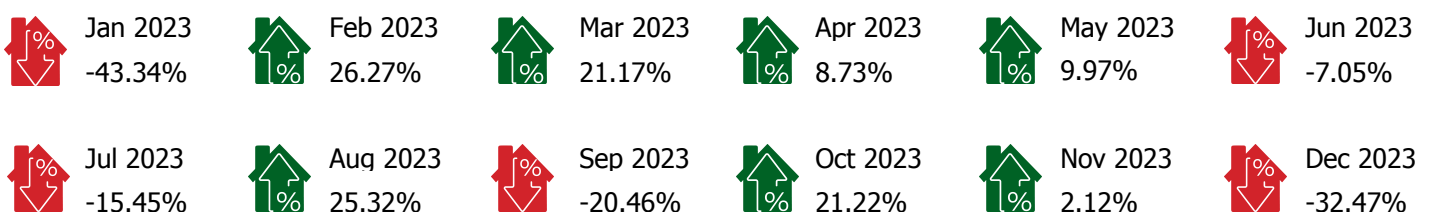


MONTH OVER MONTH TRENDS

SFR % Change



Condo % Change

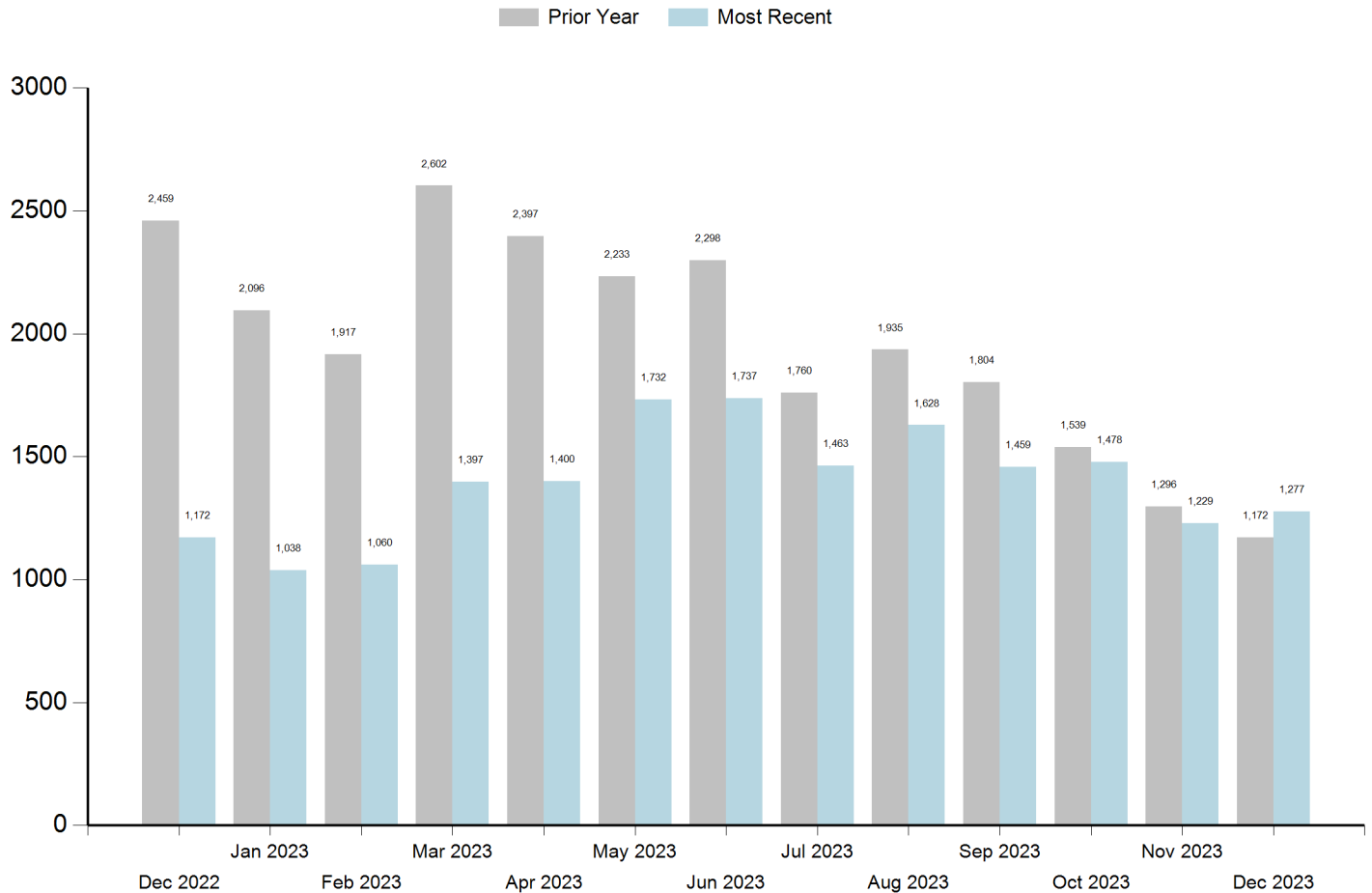


MARKET ACTIVITY & TRENDS

DECEMBER 2023

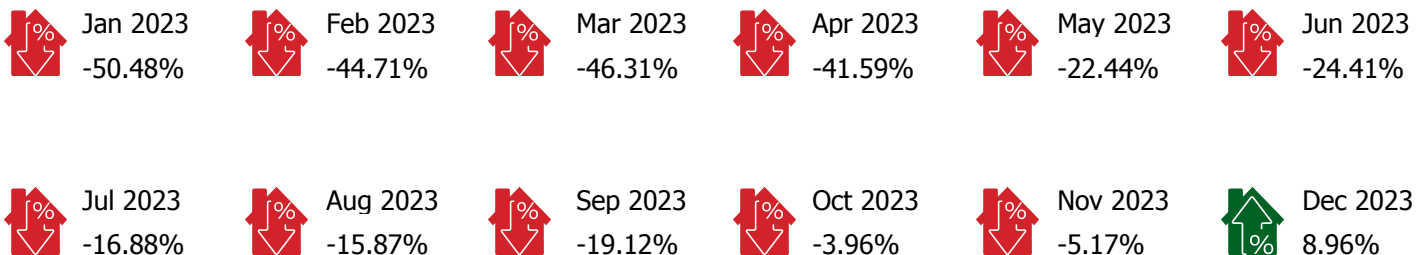


SFR YEAR OVER YEAR



SFR YEAR OVER YEAR TRENDS

SFR % Change

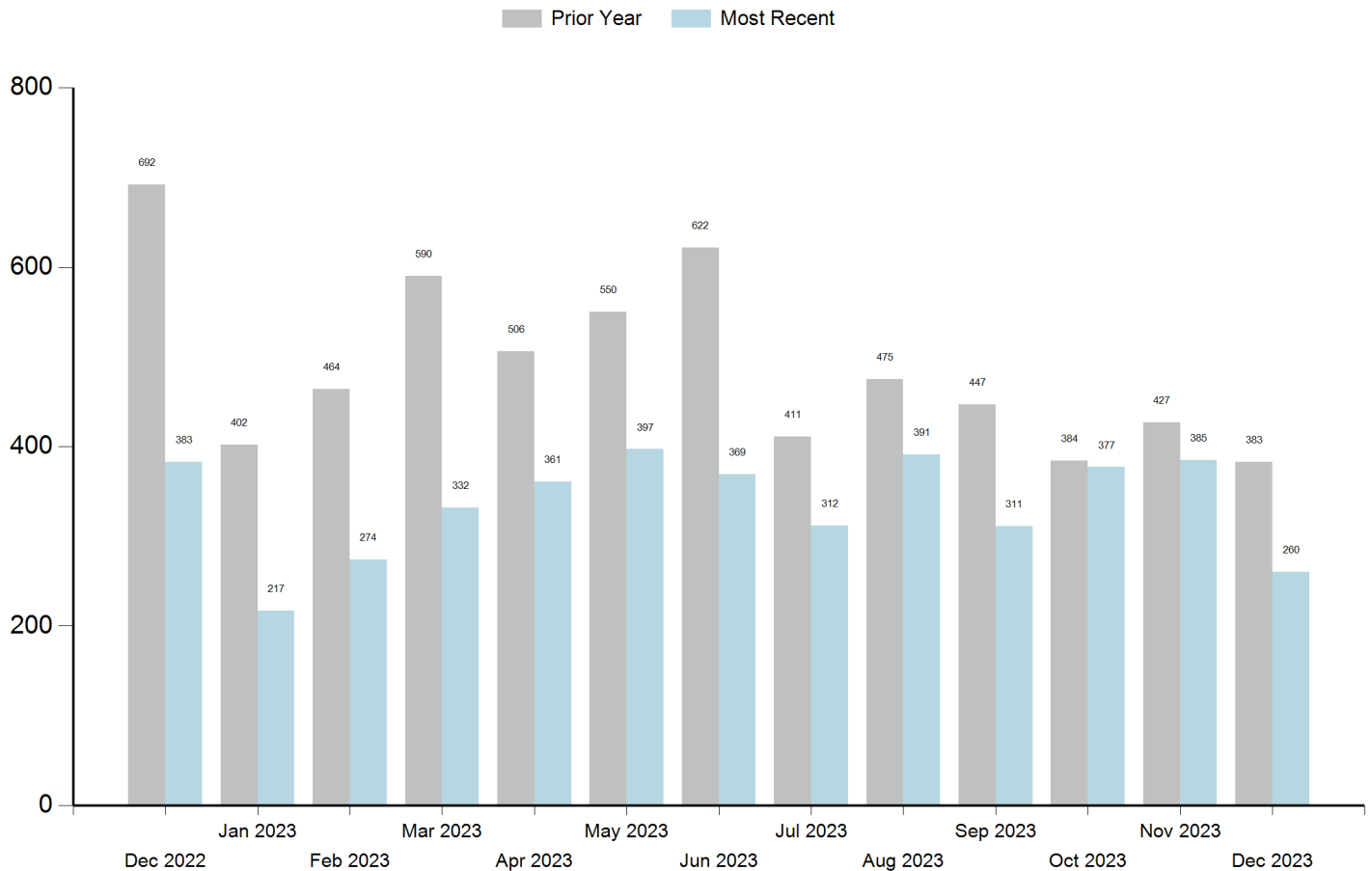


MARKET ACTIVITY & TRENDS

DECEMBER 2023

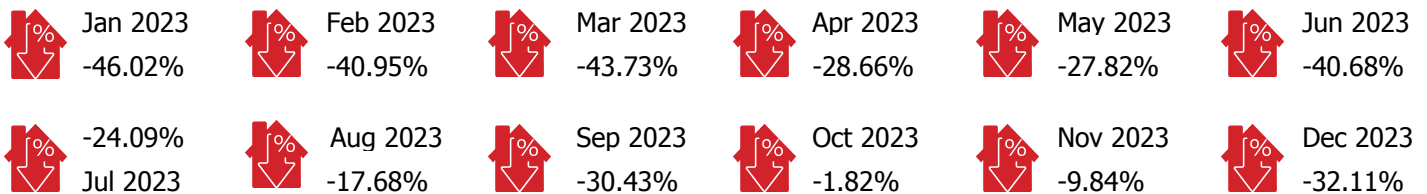


CONDO YEAR OVER YEAR



CONDO YEAR OVER YEAR TRENDS

CONDO % Change

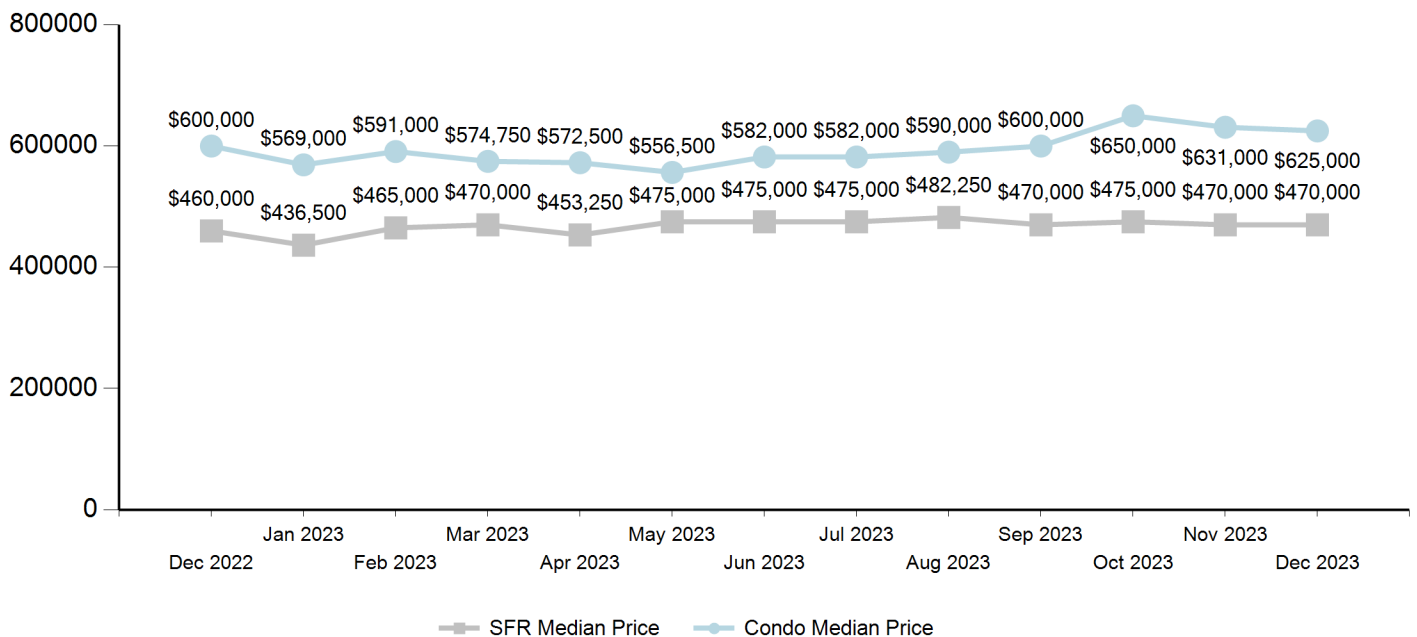


MARKET ACTIVITY & TRENDS

DECEMBER 2023

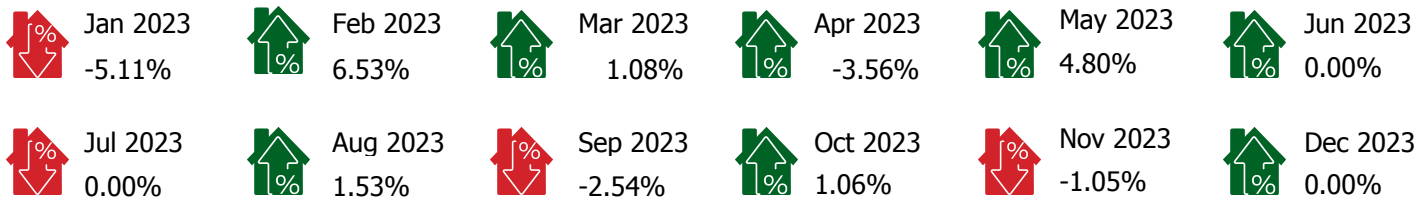


SFR & CONDO MEDIAN SALES PRICE LAST 12 MONTHS

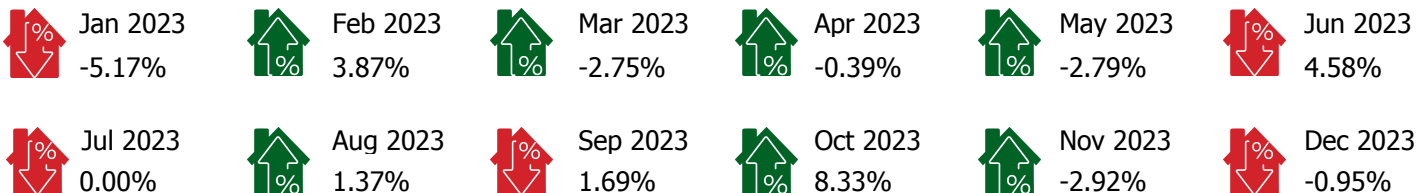


MONTH OVER MONTH TRENDS

SFR % Change



Condo % Change

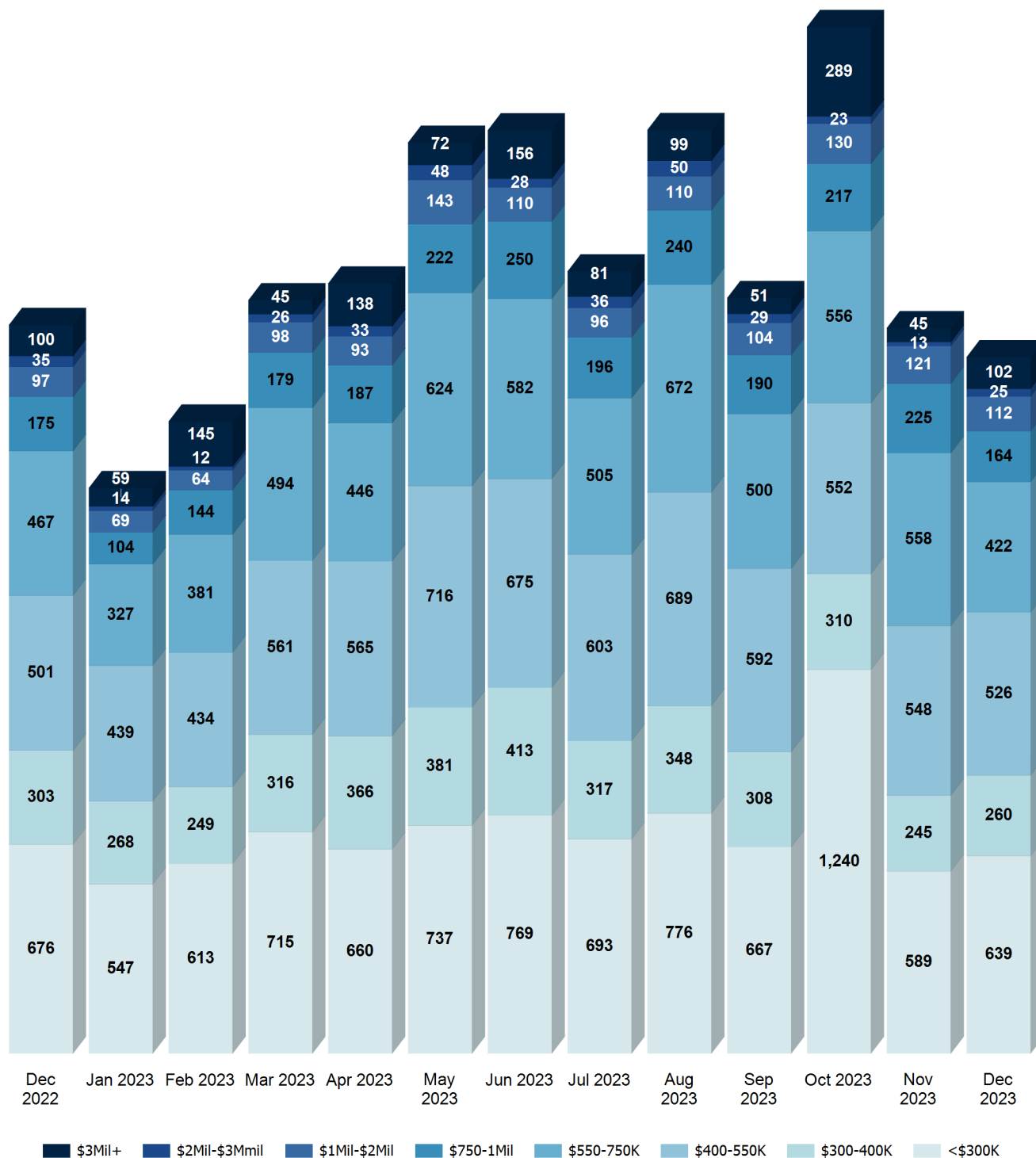


MARKET ACTIVITY & TRENDS

DECEMBER 2023



SALES VALUE RANGES



MARKET ACTIVITY & TRENDS

DECEMBER 2023



COMMUNITY NAME	ZIP CODE	SFR					Condos			
		SALES	SALES # % YOY	MEDIAN PRICE (\$1,000)	PRICE % YOY	MEDIAN \$/ Sq. Ft.	SALES	SALES # % YOY	MEDIAN PRICE (\$1,000)	PRICE % YOY
ADELANTO	92301	30	-34.94%	\$381	17.23%	\$242	0	-100.00%	\$0	0.00%
ALTA LOMA	91701	7	-27.22%	\$830	0.61%	\$472	0	-100.00%	\$0	0.00%
ALTA LOMA	91737	4	-22.22%	\$978	0.00%	\$397	0	0.00%	\$0	0.00%
ALTA LOMA TOTAL		11	-24.72%	\$904	0.61%	\$434	0	-100.00%		
APPLE VALLEY	92307	32	-30.20%	\$380	-1.30%	\$217	1	-84.00%	\$10	-98.29%
APPLE VALLEY	92308	17	-30.67%	\$380	2.98%	\$233	16	-9.78%	\$285	10.04%
APPLE VALLEY TOTAL		49	-30.43%	\$380	0.84%	\$225	17	-46.89%	\$148	-44.13%
ARROWBEAR LK	92382	1	100.00%	\$357	0.00%	\$406	0	0.00%	\$0	0.00%
ARROWHEAD VILLAS	92352	6	-45.83%	\$415	9.93%	\$363	0	0.00%	\$0	0.00%
ARROWHEAD WOODS	92352	39	-30.51%	\$721	-15.18%	\$357	2	-47.92%	\$728	10.23%
BARSTOW	92311	33	-24.70%	\$255	15.91%	\$192	0	-50.00%	\$0	0.00%
BIG BEAR CITY	92314	30	-42.02%	\$420	-0.59%	\$322	0	0.00%	\$0	0.00%
BIG BEAR LAKE	92315	18	-33.83%	\$618	-17.67%	\$560	4	-43.40%	\$422	-16.28%
BIG RIVER	92242	1	-25.00%	\$30	140.00%	\$24	0	0.00%	\$0	0.00%
BLOOMINGTON	92316	16	-2.42%	\$867	90.55%	\$975	0	0.00%	\$0	0.00%
BLUE JAY	92317	1	-50.00%	\$500	0.00%	\$284	0	0.00%	\$0	0.00%
CEDAR GLEN	92321	4	-31.71%	\$400	0.00%	\$450	0	-100.00%	\$0	0.00%
CEDARPINES PARK	92322	6	-34.21%	\$249	-28.91%	\$264	0	0.00%	\$0	0.00%
CHINO	91708	3	-31.34%	\$788	11.06%	\$334	23	-47.66%	\$813	16.43%
CHINO	91710	19	-31.02%	\$765	23.59%	\$404	10	-30.50%	\$643	-4.95%
CHINO TOTAL		22	-31.18%	\$777	17.33%	\$369	33	-39.08%	\$728	5.74%
CHINO HILLS	91709	31	-20.43%	\$1,035	13.42%	\$474	7	-20.38%	\$728	1.11%
COLTON	92324	20	-31.49%	\$448	-4.79%	\$364	4	5.41%	\$268	-18.79%
CRESTLINE	92325	31	-38.21%	\$335	-10.07%	\$306	0	0.00%	\$0	0.00%
DAGGETT	92327	1	50.00%	\$110	0.00%	\$96	0	0.00%	\$0	0.00%
ETIWANDA	91739	1	-38.46%	\$1,930	128.81%	\$452	0	0.00%	\$0	0.00%
FAWNSKIN	92333	2	-25.00%	\$557	9.22%	\$305	0	0.00%	\$0	0.00%
FONTANA	92335	21	-35.79%	\$495	-4.81%	\$441	4	-29.51%	\$320	-3.03%
FONTANA	92336	38	-31.96%	\$653	-1.73%	\$322	44	-31.86%	\$12,147	1668.12%
FONTANA	92337	8	-40.97%	\$545	3.81%	\$418	0	16.67%	\$0	0.00%
FONTANA TOTAL		67	-36.24%	\$564	-0.91%	\$394	48	-14.90%	\$6,234	832.55%
FOREST FALLS	92339	0	-47.62%	\$0	-100.00%	\$0	3	-12.50%	\$350	0.00%
GRAND TERRACE	92313	5	-25.64%	\$555	19.35%	\$263	1	-19.23%	\$380	0.00%

		SFR					Condos			
COMMUNITY NAME	ZIP CODE	SALES	SALES # % YOY	MEDIAN PRICE (\$1,000)	PRICE % YOY	MEDIAN \$/ Sq. Ft.	SALES	SALES # % YOY	MEDIAN PRICE (\$1,000)	PRICE % YOY
GREEN VALLEY LAKE	92341	5	-27.78%	\$243	-25.95%	\$299	0	0.00%	\$0	0.00%
HAVASU LAKE	92363	1	-25.00%	\$240	-27.27%	\$264	0	0.00%	\$0	0.00%
HELENDALE	92342	13	-19.58%	\$355	-1.39%	\$189	0	-33.33%	\$0	0.00%
HESPERIA	92344	6	-23.72%	\$493	-1.99%	\$227	0	0.00%	\$0	0.00%
HESPERIA	92345	70	-25.87%	\$424	3.48%	\$255	0	0.00%	\$0	0.00%
HESPERIA TOTAL		76	-24.80%	\$458	0.74%	\$241	0			
HIGHLAND	92346	23	-24.78%	\$495	-1.98%	\$300	17	-21.54%	\$535	0.00%
JOHNSON VALLEY	92285	1	10.53%	\$75	-73.68%	\$119	0	0.00%	\$0	0.00%
JOSHUA TREE	92252	17	-35.00%	\$271	-17.88%	\$277	0	0.00%	\$0	0.00%
LAKE ARROWHEAD	92352	2	-47.37%	\$380	-36.75%	\$527	0	0.00%	\$0	0.00%
LANDERS	92285	4	-37.76%	\$288	150.00%	\$250	0	0.00%	\$0	0.00%
LOMA LINDA	92354	5	-35.45%	\$563	-6.09%	\$336	5	-43.44%	\$500	-16.32%
LOMA LINDA	92373	1	-11.11%	\$740	146.67%	\$403	1	-65.00%	\$320	0.00%
LOMA LINDA TOTAL		6	-23.28%	\$651	70.29%	\$370	6	-54.22%	\$410	-16.32%
LUCERNE VALLEY	92356	8	-30.63%	\$321	167.71%	\$197	0	0.00%	\$0	0.00%
LYTLE CREEK	92358	1	-50.00%	\$460	0.00%	\$451	0	0.00%	\$0	0.00%
MENTONE	92359	7	-17.14%	\$495	-2.94%	\$253	1	-36.67%	\$250	4.60%
MONTCLAIR	91763	14	-21.11%	\$644	17.68%	\$485	5	-36.67%	\$459	-10.97%
MOONRIDGE	92314	1	-7.69%	\$475	-44.12%	\$424	0	0.00%	\$0	0.00%
MOONRIDGE	92315	13	-12.68%	\$467	-15.09%	\$407	0	-25.00%	\$0	-100.00%
MOONRIDGE TOTAL		14	-10.19%	\$471	-29.60%	\$415	0	-25.00%		-100.00%
MORONGO VALLEY	92256	6	-36.21%	\$468	2.86%	\$321	0	0.00%	\$0	0.00%
MT BALDY	91759	1	50.00%	\$600	0.00%	\$260	0	0.00%	\$0	0.00%
NEEDLES	92363	5	-40.86%	\$115	78.29%	\$190	0	0.00%	\$0	0.00%
NEWBERRY SPRINGS	92365	4	-10.91%	\$76	0.00%	\$113	0	0.00%	\$0	0.00%
OAK HILLS	92344	15	-18.10%	\$580	9.43%	\$269	0	0.00%	\$0	0.00%
ONTARIO	91761	10	-32.48%	\$667	-1.62%	\$394	43	-30.46%	\$670	6.39%
ONTARIO	91762	15	-30.14%	\$580	-3.33%	\$358	19	-27.95%	\$627	2.87%
ONTARIO	91764	14	-12.71%	\$599	1.44%	\$445	1	-9.43%	\$550	-4.18%
ONTARIO TOTAL		39	-25.11%	\$615	-1.17%	\$399	63	-22.61%	\$616	1.69%
ORO GRANDE	92368	1	-61.11%	\$30	0.00%	\$26	0	0.00%	\$0	0.00%
PHELAN	92371	17	-24.56%	\$440	6.54%	\$231	0	0.00%	\$0	0.00%
PINON HILLS	92372	9	-31.06%	\$425	25.00%	\$200	0	0.00%	\$0	0.00%
PIONEERTOWN	92268	1	-26.09%	\$1,253	0.00%	\$1,077	0	0.00%	\$0	0.00%
POMONA	91766	2	16.67%	\$608	35.00%	\$439	0	0.00%	\$467	-8.43%
RANCHO CUCAMONGA	91701	14	-28.07%	\$869	19.04%	\$371	5	-47.69%	\$485	-73.91%
RANCHO CUCAMONGA	91730	11	-33.89%	\$625	-3.10%	\$456	10	-56.34%	\$538	20.79%
RANCHO CUCAMONGA	91737	7	-32.61%	\$1,163	36.02%	\$447	0	-58.97%	\$0	0.00%

		SFR					Condos			
COMMUNITY NAME	ZIP CODE	SALES	SALES # % YOY	MEDIAN PRICE (\$1,000)	PRICE % YOY	MEDIAN \$/ Sq. Ft.	SALES	SALES # % YOY	MEDIAN PRICE (\$1,000)	PRICE % YOY
RANCHO CUCAMONGA	91739	10	-33.96%	\$1,145	30.11%	\$345	2	-24.39%	\$645	86.96%
RANCHO CUCAMONGA TOTAL		42	-32.13%	\$951	20.52%	\$405	17	-46.85%	\$556	11.28%
REDLANDS	92373	22	-24.48%	\$748	14.64%	\$360	3	-2.17%	\$500	-11.50%
REDLANDS	92374	14	-33.07%	\$593	18.62%	\$348	9	-15.95%	\$680	-1.02%
REDLANDS TOTAL		36	-28.78%	\$670	16.63%	\$354	12	-9.06%	\$590	-6.26%
RIALTO	92376	25	-33.40%	\$515	-0.05%	\$560	12	-40.43%	\$559	12.98%
RIALTO	92377	13	54.67%	\$610	-90.12%	\$1,015	3	2166.67%	\$632	-89.77%
RIALTO TOTAL		38	10.63%	\$563	-45.08%	\$788	15	1063.12%	\$595	-38.39%
RIMFOREST	92378	2	-21.88%	\$334	10.70%	\$457	0	0.00%	\$0	0.00%
RUNNING SPRINGS	92382	22	-25.88%	\$310	-18.42%	\$300	0	0.00%	\$0	0.00%
SAN BERNARDINO	92404	39	-17.85%	\$420	-3.45%	\$314	5	-39.66%	\$201	-20.55%
SAN BERNARDINO	92405	13	-44.82%	\$460	11.65%	\$372	3	-41.67%	\$285	0.00%
SAN BERNARDINO	92407	29	-28.72%	\$530	9.28%	\$308	0	-71.82%	\$0	-100.00%
SAN BERNARDINO	92408	4	-30.99%	\$458	-2.66%	\$349	0	-30.88%	\$0	-100.00%
SAN BERNARDINO	92410	14	-7.11%	\$473	57.50%	\$359	0	-33.33%	\$0	-100.00%
SAN BERNARDINO	92411	24	-21.88%	\$403	8.64%	\$396	0	0.00%	\$0	0.00%
SAN BERNARDINO TOTAL		123	-25.23%	\$457	13.49%	\$350	8	-43.47%	\$243	-80.14%
SKYFOREST	92385	1	-56.25%	\$993	31.28%	\$223	0	0.00%	\$0	0.00%
SPRING VALLEY LAKE	92395	12	-32.30%	\$430	13.93%	\$221	0	-60.00%	\$0	0.00%
SUGARLOAF	92386	14	-43.77%	\$330	1.54%	\$346	0	0.00%	\$0	0.00%
TRONA	93562	2	-4.69%	\$64	0.00%	\$49	0	0.00%	\$0	0.00%
TWENTYNINE PALMS	92277	22	-42.96%	\$228	-18.75%	\$201	0	-25.00%	\$0	0.00%
TWIN PEAKS	92391	6	-42.42%	\$398	0.32%	\$437	0	100.00%	\$0	-100.00%
UPLAND	91784	15	-28.30%	\$970	14.79%	\$406	8	-60.96%	\$779	-1.21%
UPLAND	91786	22	-34.71%	\$658	-11.45%	\$453	9	73.97%	\$540	-1.01%
UPLAND TOTAL		37	-31.50%	\$814	1.67%	\$429	17	6.51%	\$659	-1.11%
VICTORVILLE	92392	49	-30.52%	\$450	2.39%	\$374	0	-22.22%	\$0	-100.00%
VICTORVILLE	92394	40	-26.19%	\$420	3.70%	\$290	0	-95.24%	\$0	0.00%
VICTORVILLE	92395	25	-31.16%	\$359	5.59%	\$262	0	-24.14%	\$0	-100.00%
VICTORVILLE TOTAL		114	-29.29%	\$410	3.89%	\$309	0	-47.20%		-100.00%
WRIGHTWOOD	92397	11	-31.19%	\$370	-26.00%	\$392	0	0.00%	\$0	0.00%
YERMO	92398	4	0.00%	\$185	47.01%	\$162	0	0.00%	\$0	0.00%
YUCAIPA	92399	34	-29.10%	\$580	5.26%	\$437	11	-11.73%	\$563	17.80%
YUCCA VALLEY	92284	40	-34.32%	\$370	6.79%	\$265	0	-77.78%	\$0	0.00%