



Lawyers Title®



KERN COUNTY

# MARKET ACTIVITY & TRENDS

DECEMBER 2023

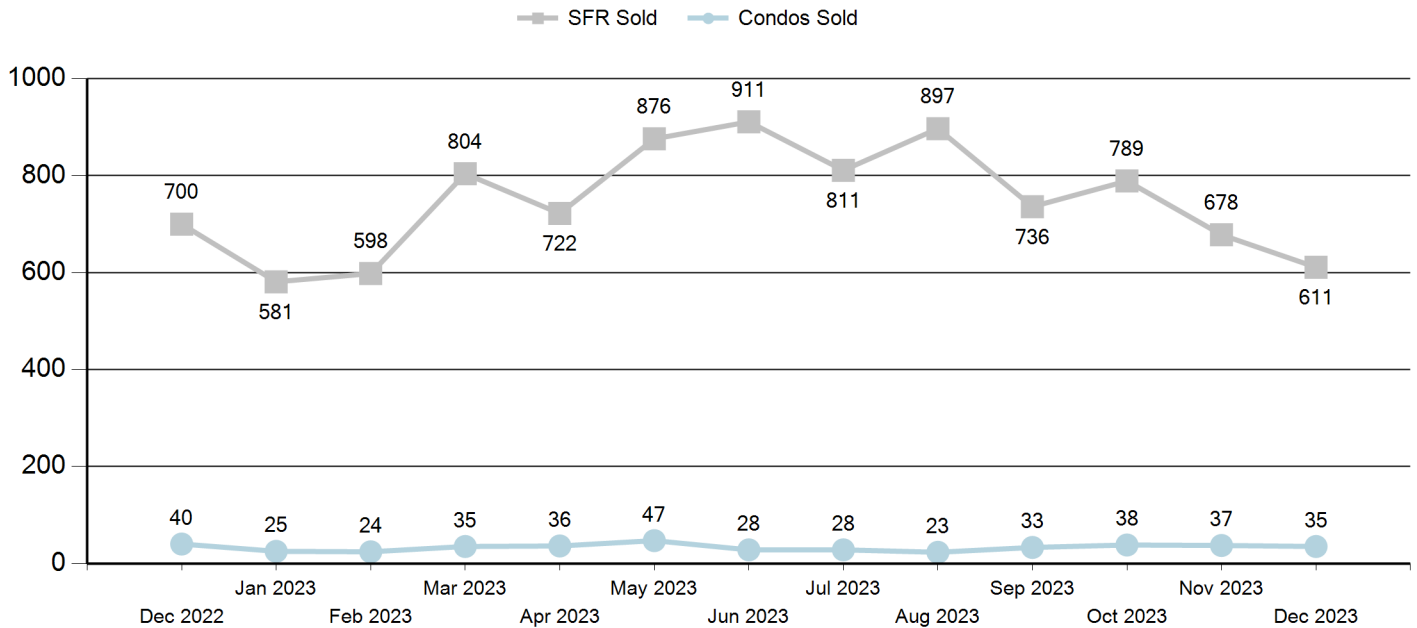
# MARKET ACTIVITY & TRENDS



DECEMBER 2023

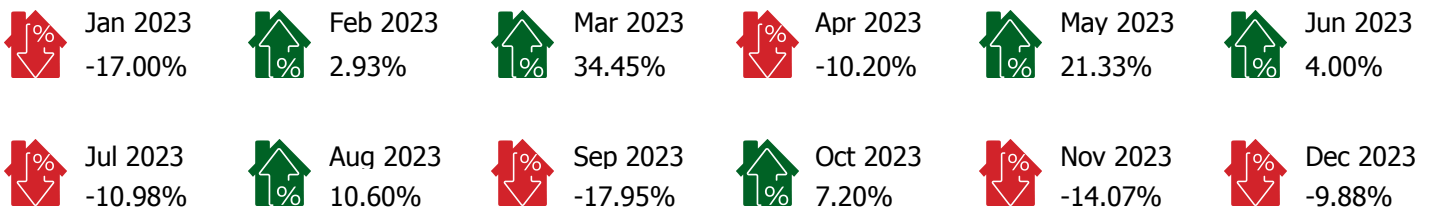
## SFR & CONDO SALES

### LAST 12 MONTHS

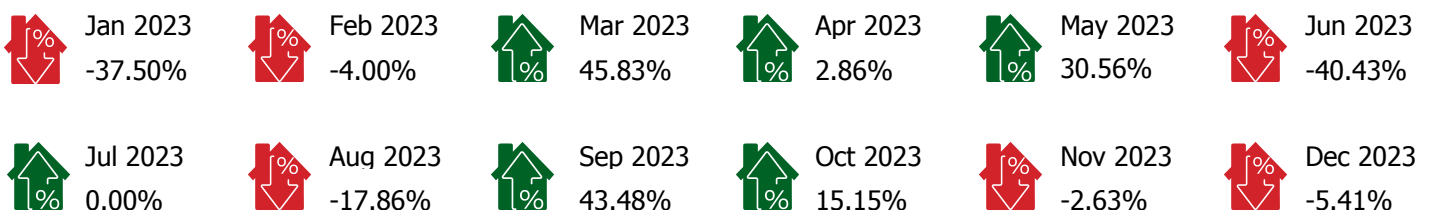


## MONTH OVER MONTH TRENDS

### SFR % Change



### Condo % Change

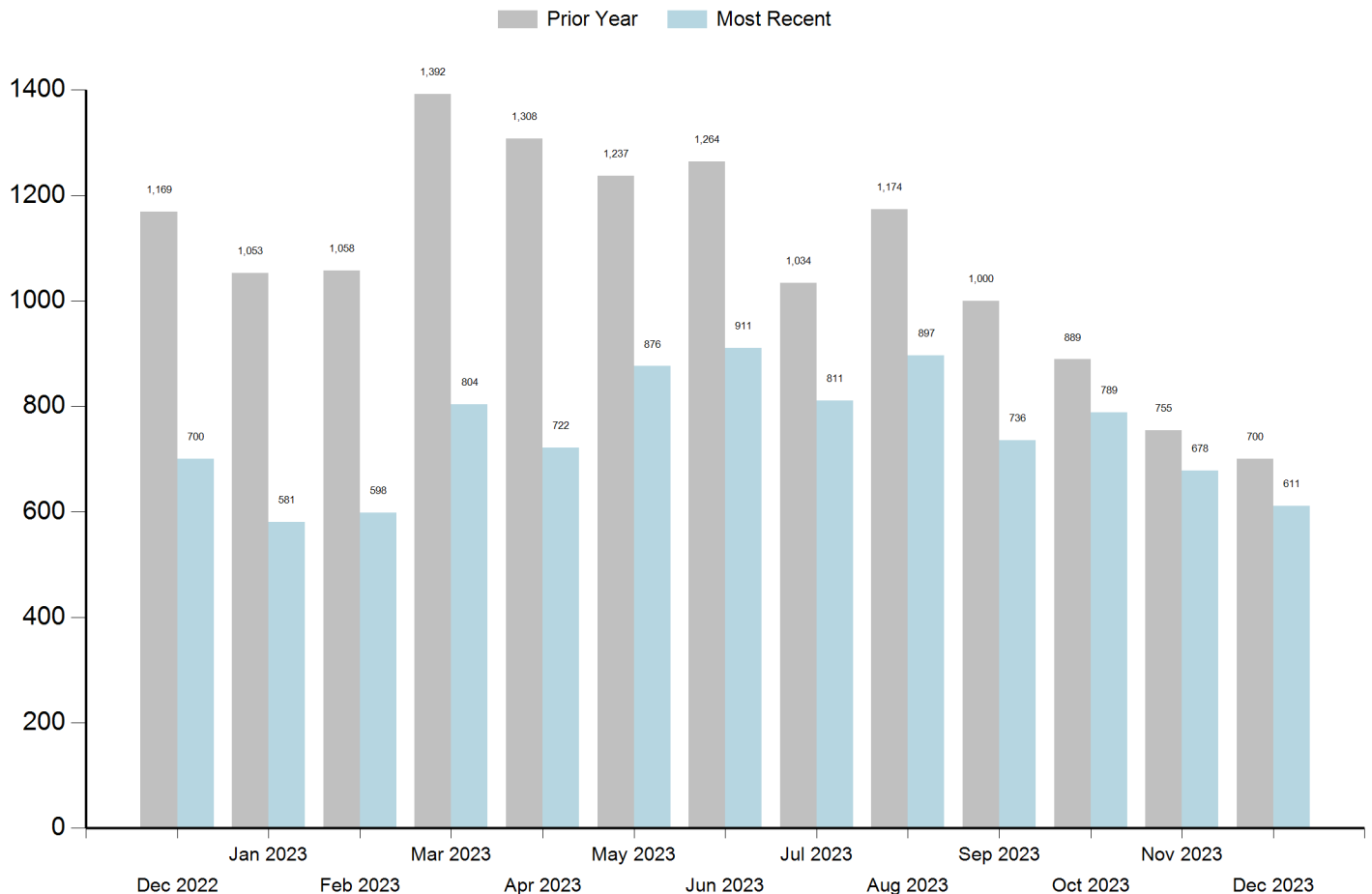


# MARKET ACTIVITY & TRENDS

DECEMBER 2023




## SFR YEAR OVER YEAR



## SFR YEAR OVER YEAR TRENDS

### SFR % Change

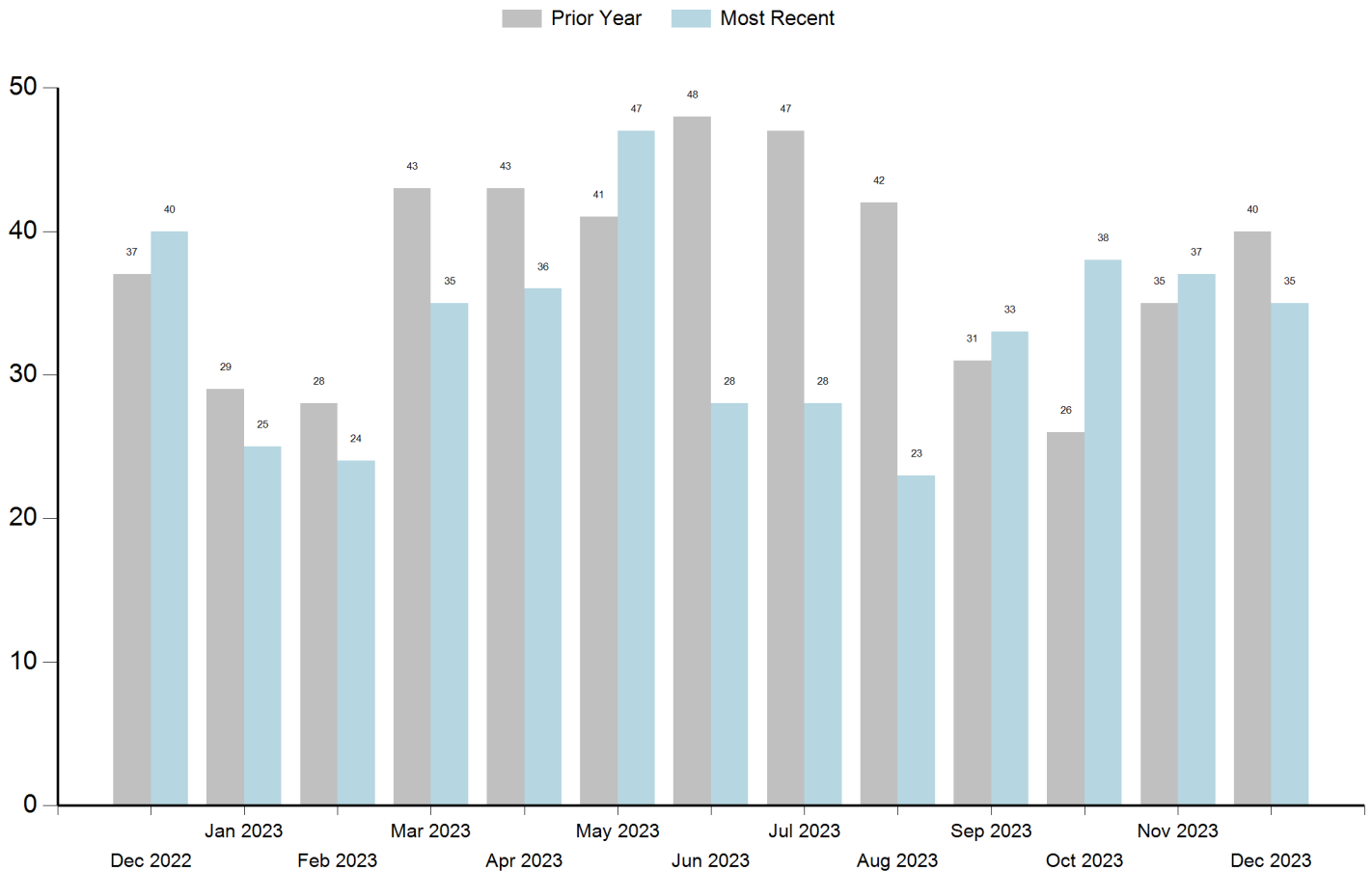


# MARKET ACTIVITY & TRENDS

DECEMBER 2023

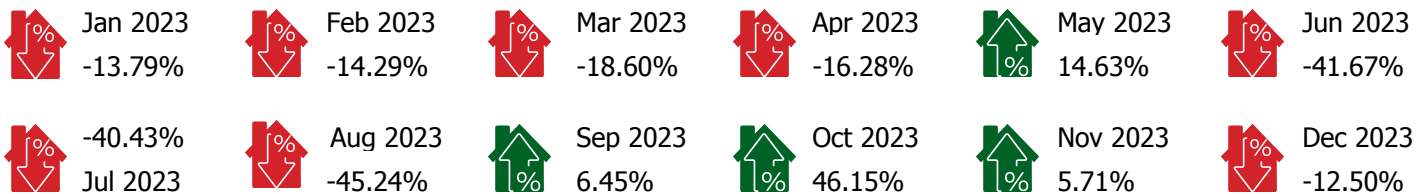


## CONDO YEAR OVER YEAR



## CONDO YEAR OVER YEAR TRENDS

### CONDO % Change



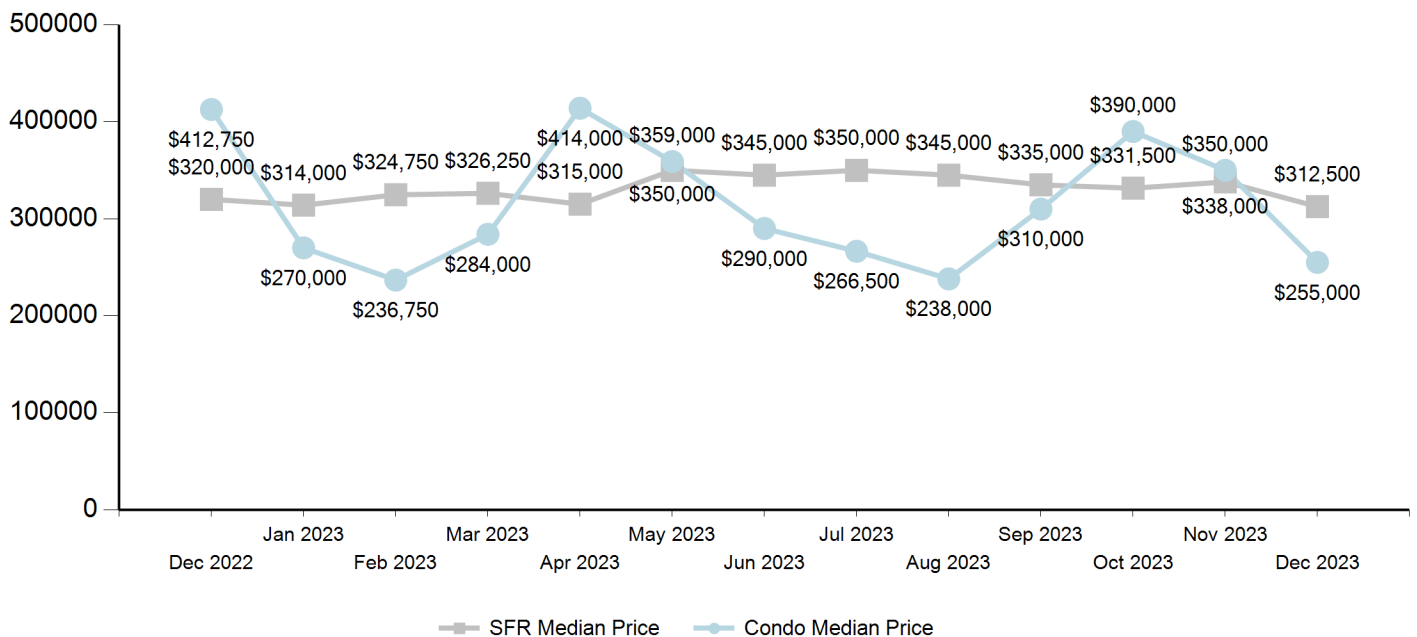


# MARKET ACTIVITY & TRENDS

DECEMBER 2023



## SFR & CONDO MEDIAN SALES PRICE LAST 12 MONTHS



## MONTH OVER MONTH TRENDS

### SFR % Change

Jan 2023 -1.88%	Feb 2023 3.42%	Mar 2023 0.46%	Apr 2023 -3.45%	May 2023 11.11%	Jun 2023 -1.43%
Jul 2023 1.45%	Aug 2023 -1.43%	Sep 2023 -2.90%	Oct 2023 -1.04%	Nov 2023 1.96%	Dec 2023 -7.54%

### Condo % Change

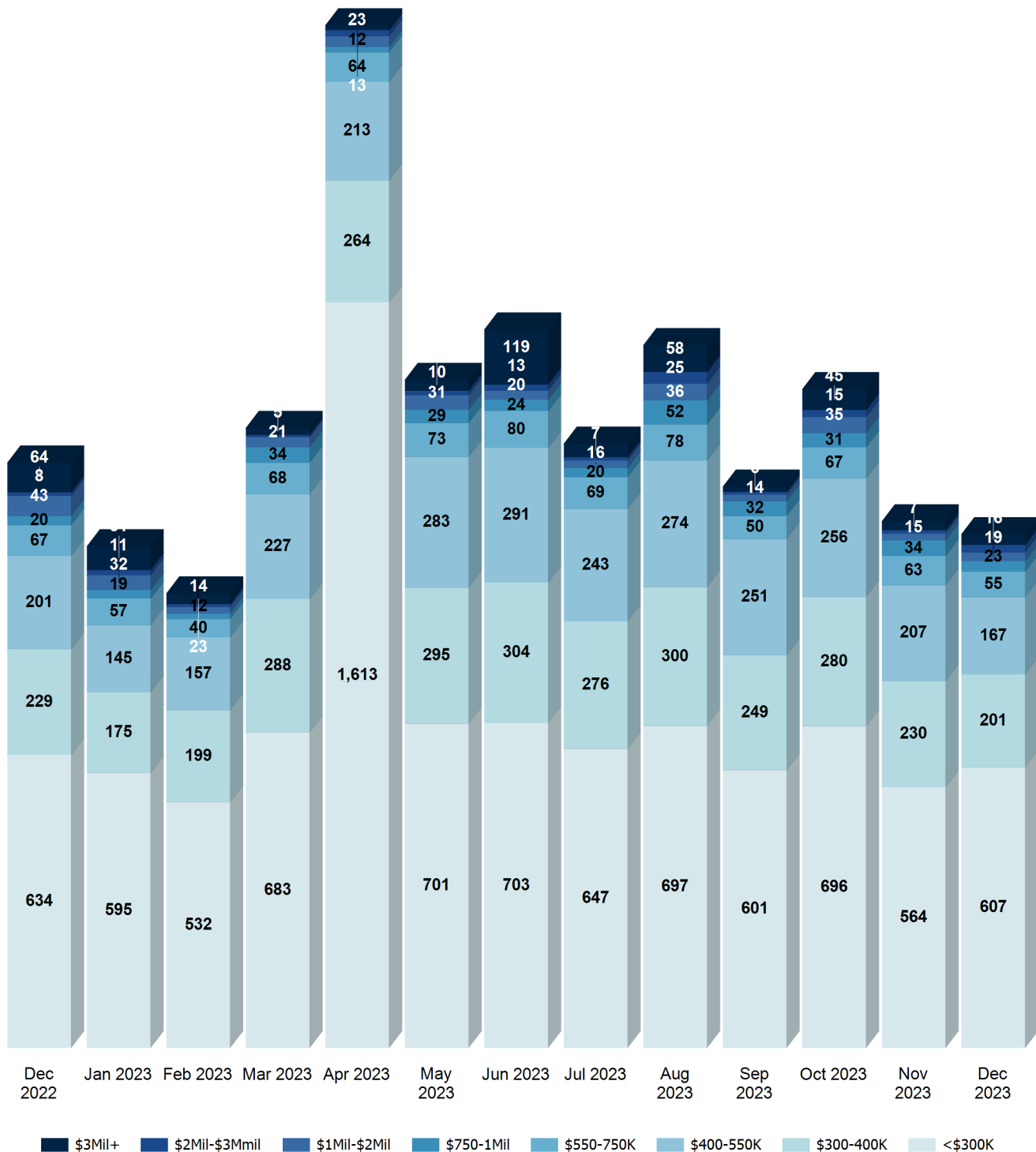
Jan 2023 -34.59%	Feb 2023 -12.31%	Mar 2023 19.96%	Apr 2023 45.77%	May 2023 -13.29%	Jun 2023 -19.22%
Jul 2023 -8.10%	Aug 2023 -10.69%	Sep 2023 30.25%	Oct 2023 25.81%	Nov 2023 -10.26%	Dec 2023 -27.14%

# MARKET ACTIVITY & TRENDS

DECEMBER 2023



## SALES VALUE RANGES



# MARKET ACTIVITY & TRENDS

## DECEMBER 2023



COMMUNITY NAME	ZIP CODE	SFR					Condos			
		SALES	SALES # % YOY	MEDIAN PRICE (\$1,000)	PRICE % YOY	MEDIAN \$/ Sq. Ft.	SALES	SALES # % YOY	MEDIAN PRICE (\$1,000)	PRICE % YOY
BAKERSFIELD	93301	6	-23.14%	\$350	81.84%	\$183	0	-44.44%	\$0	-100.00%
BAKERSFIELD	93304	24	-23.58%	\$260	1.96%	\$190	0	25.00%	\$0	0.00%
BAKERSFIELD	93305	25	-14.01%	\$265	19.64%	\$217	0	-50.00%	\$0	0.00%
BAKERSFIELD	93306	50	-31.24%	\$305	-6.87%	\$191	2	-12.16%	\$432	0.35%
BAKERSFIELD	93307	41	-30.58%	\$320	36.17%	\$317	1	-26.67%	\$200	0.00%
BAKERSFIELD	93308	43	-33.16%	\$289	9.89%	\$212	0	-68.75%	\$0	0.00%
BAKERSFIELD	93309	31	-30.50%	\$320	-1.54%	\$196	9	-20.44%	\$205	-10.87%
BAKERSFIELD	93311	41	-35.03%	\$425	6.37%	\$234	13	14.17%	\$473	-32.93%
BAKERSFIELD	93312	39	-37.52%	\$390	-4.88%	\$231	0	0.00%	\$0	0.00%
BAKERSFIELD	93313	36	-26.67%	\$415	6.42%	\$454	4	34.48%	\$256	2.50%
BAKERSFIELD	93314	23	-40.46%	\$500	-8.30%	\$285	2	-66.67%	\$690	0.00%
BAKERSFIELD TOTAL		359	-29.63%	\$349	12.79%	\$246	31	-21.55%	\$376	-28.19%
BODFISH	93205	7	-17.95%	\$105	68.00%	\$107	0	0.00%	\$0	0.00%
BORON	93516	4	-11.76%	\$170	78.95%	\$158	0	0.00%	\$0	0.00%
CALIENTE	93518	2	-17.65%	\$194	-48.05%	\$146	0	0.00%	\$0	0.00%
CALIFORNIA CITY	93505	23	-26.85%	\$240	12.68%	\$177	1	-50.00%	\$100	0.00%
DELANO	93215	16	-44.97%	\$293	-11.90%	\$261	0	0.00%	\$0	0.00%
FRAZIER PARK	93225	9	-21.43%	\$318	9.48%	\$285	0	-100.00%	\$0	0.00%
HAVILAH	93518	1	-33.33%	\$287	0.00%	\$248	0	0.00%	\$0	0.00%
INYOKERN	93527	3	-5.00%	\$179	62.27%	\$128	0	0.00%	\$0	0.00%
KERNVILLE	93238	1	-33.33%	\$310	-27.65%	\$219	0	0.00%	\$0	0.00%
LAKE ISABELLA	93240	9	-12.93%	\$77	-62.98%	\$109	0	0.00%	\$0	0.00%
LAMONT	93241	4	-25.40%	\$140	1.64%	\$164	0	0.00%	\$0	0.00%
LEBEC	93243	3	-32.35%	\$210	-25.00%	\$172	0	0.00%	\$0	0.00%
MARICOPA	93252	1	-23.68%	\$145	-15.20%	\$101	0	0.00%	\$0	0.00%
MC FARLAND	93250	4	-38.57%	\$239	-13.27%	\$249	0	-100.00%	\$0	0.00%
MOJAVE	93501	5	-31.67%	\$215	18.95%	\$174	0	0.00%	\$0	0.00%
PINE MOUNTAIN CLUB	93222	8	-21.80%	\$343	-7.43%	\$224	0	0.00%	\$0	0.00%
RIDGECREST	93555	40	-33.62%	\$240	-4.20%	\$152	2	8.33%	\$234	3.88%
ROSAMOND	93560	21	-36.81%	\$375	3.45%	\$258	0	0.00%	\$0	0.00%
SHAFTER	93263	11	-28.69%	\$366	-8.28%	\$326	0	-33.33%	\$0	-100.00%
TAFT	93268	20	-31.84%	\$174	-28.48%	\$153	0	-100.00%	\$0	0.00%
TEHACHAPI	93561	35	-23.87%	\$360	4.35%	\$251	1	-9.09%	\$220	10.00%

		SFR					Condos			
COMMUNITY NAME	ZIP CODE	SALES	SALES # % YOY	MEDIAN PRICE (\$1,000)	PRICE % YOY	MEDIAN \$/ Sq. Ft.	SALES	SALES # % YOY	MEDIAN PRICE (\$1,000)	PRICE % YOY
WASCO	93280	8	-33.51%	\$288	64.43%	\$195	0	0.00%	\$0	0.00%
WELDON	93283	3	-22.92%	\$45	-71.96%	\$58	0	0.00%	\$0	0.00%
WOFFORD HEIGHTS	93285	8	-42.54%	\$150	23.97%	\$136	0	0.00%	\$0	0.00%