



Lawyers Title®



RIVERSIDE COUNTY

MARKET ACTIVITY & TRENDS

JANUARY 2024

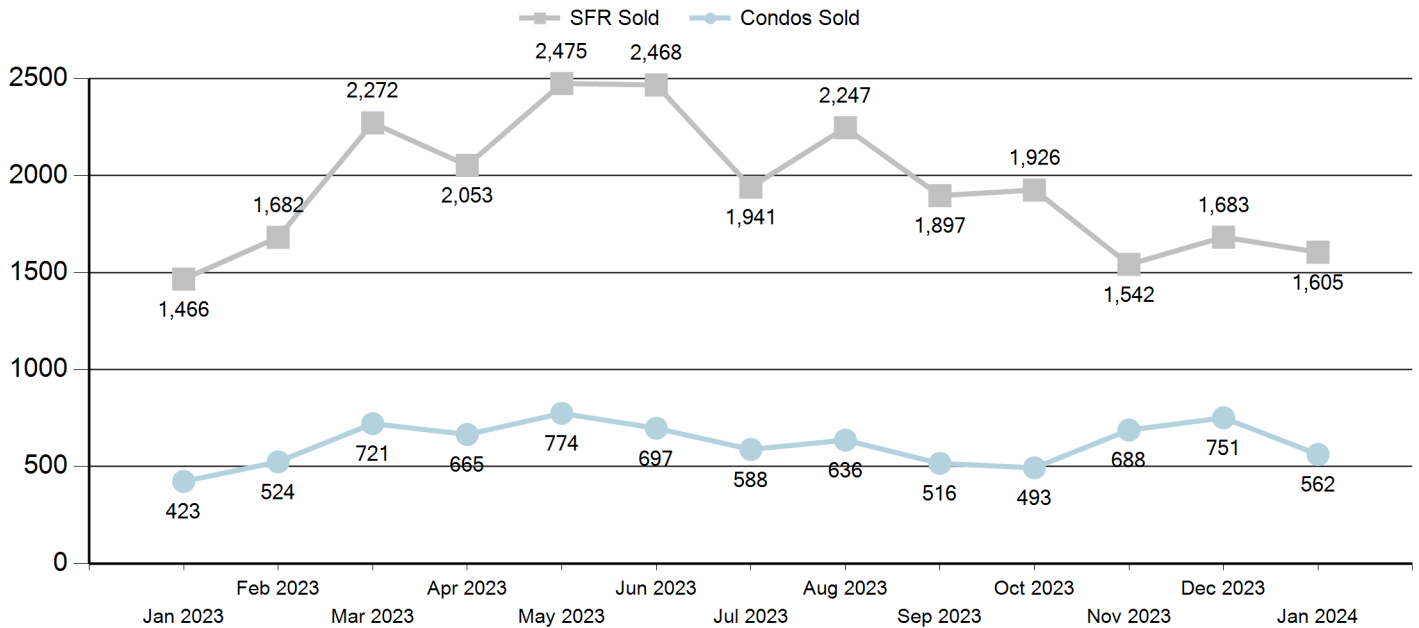
MARKET ACTIVITY & TRENDS

JANUARY 2024



SFR & CONDO SALES

LAST 12 MONTHS



MONTH OVER MONTH TRENDS

SFR % Change

Feb 2023 14.73%	Mar 2023 35.08%	Apr 2023 -9.64%	May 2023 20.56%	Jun 2023 -0.28%	Jul 2023 -21.35%
Aug 2023 15.77%	Sep 2023 -15.58%	Oct 2023 1.53%	Nov 2023 -19.94%	Dec 2023 9.14%	Jan 2024 -4.63%

Condo % Change

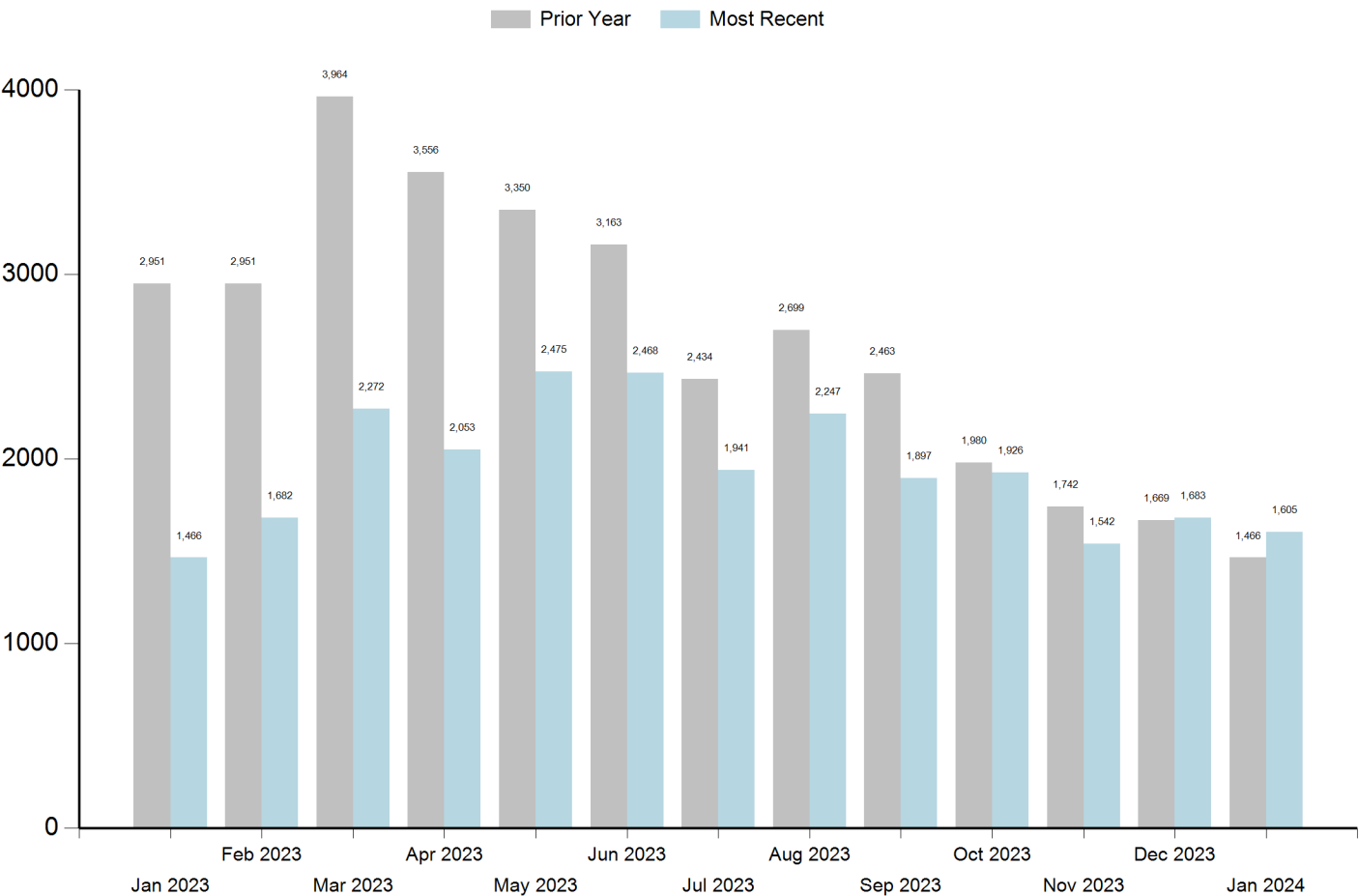
Feb 2023 23.88%	Mar 2023 37.60%	Apr 2023 -7.77%	May 2023 16.39%	Jun 2023 -9.95%	Jul 2023 -15.64%
Aug 2023 8.16%	Sep 2023 -18.87%	Oct 2023 -4.46%	Nov 2023 39.55%	Dec 2023 9.16%	Jan 2024 -25.17%

MARKET ACTIVITY & TRENDS

JANUARY 2024

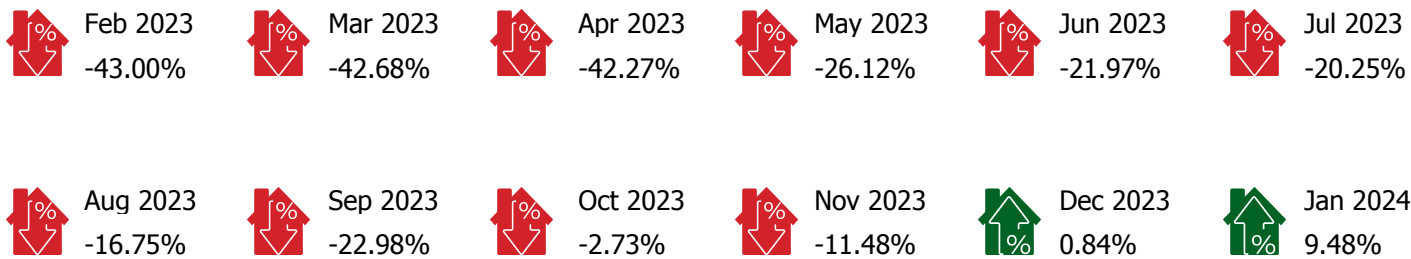


SFR YEAR OVER YEAR



SFR YEAR OVER YEAR TRENDS

SFR % Change

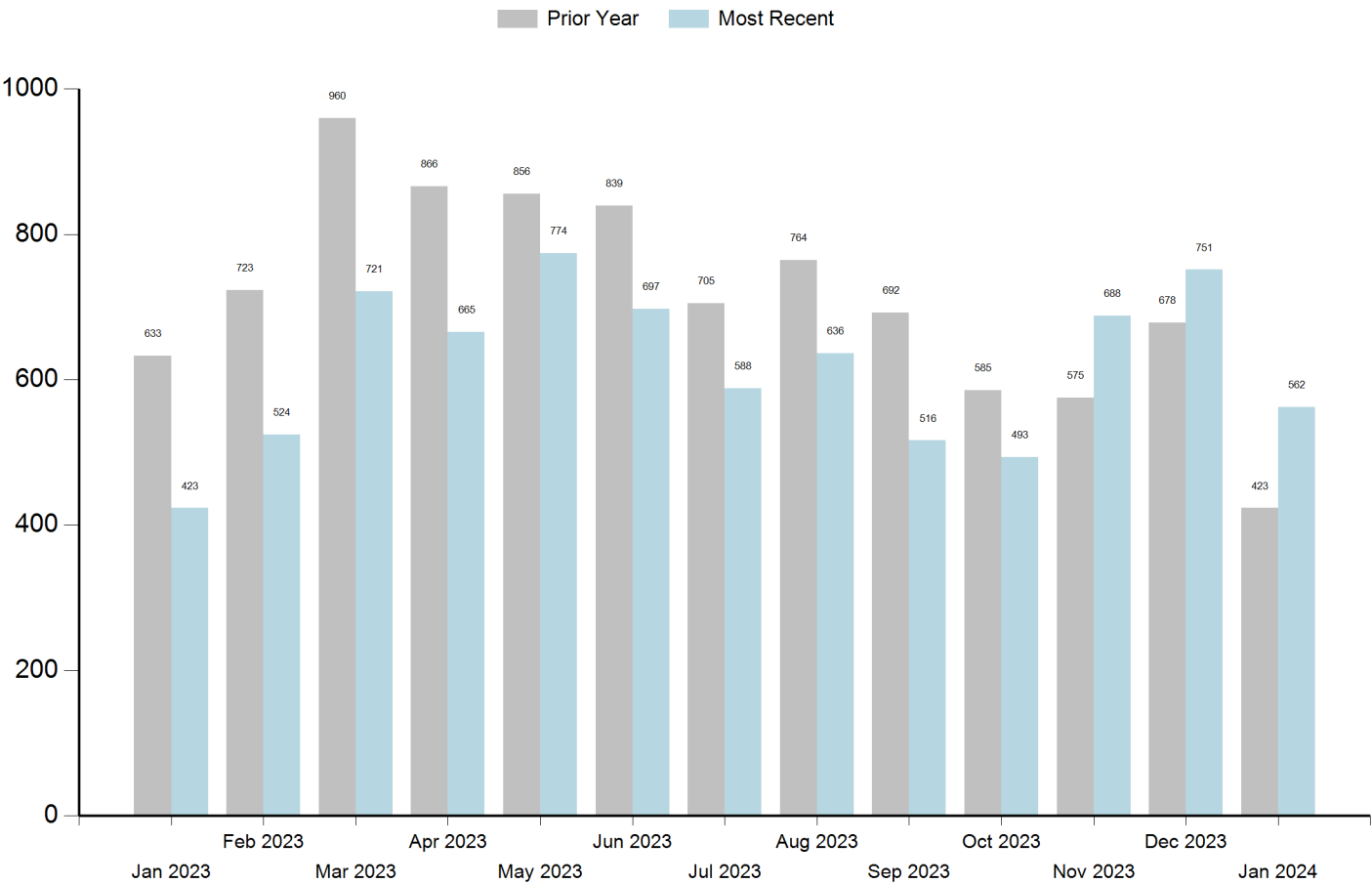


MARKET ACTIVITY & TRENDS

JANUARY 2024

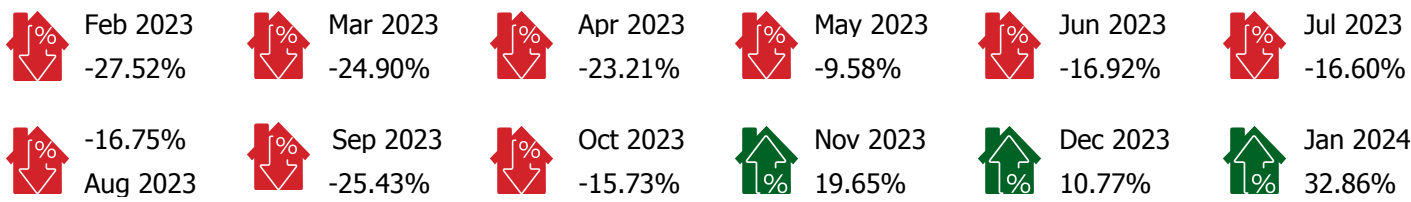


CONDO YEAR OVER YEAR



CONDO YEAR OVER YEAR TRENDS

CONDO % Change

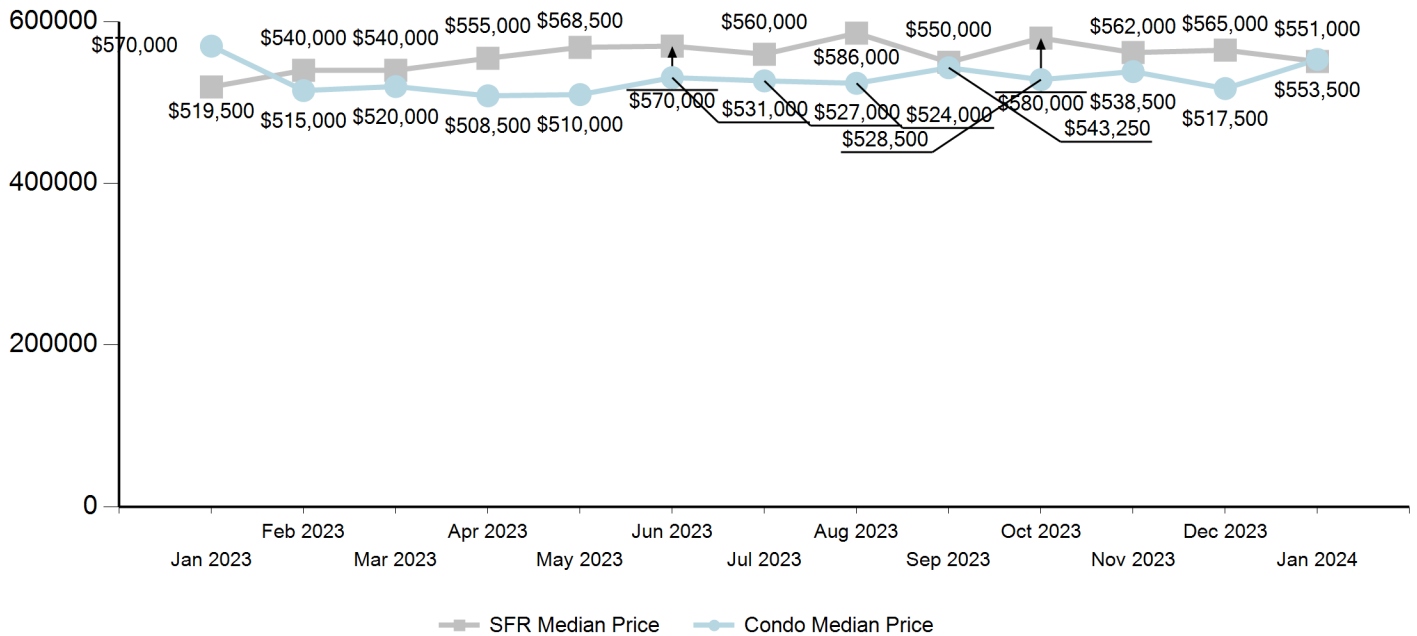


MARKET ACTIVITY & TRENDS

JANUARY 2024



SFR & CONDO MEDIAN SALES PRICE LAST 12 MONTHS



MONTH OVER MONTH TRENDS

SFR % Change

Feb 2023 3.95%	Mar 2023 0.00%	Apr 2023 2.78%	May 2023 2.43%	Jun 2023 0.26%	Jul 2023 -1.75%
Aug 2023 4.64%	Sep 2023 -6.14%	Oct 2023 5.45%	Nov 2023 -3.10%	Dec 2023 0.53%	Jan 2024 -2.48%

Condo % Change

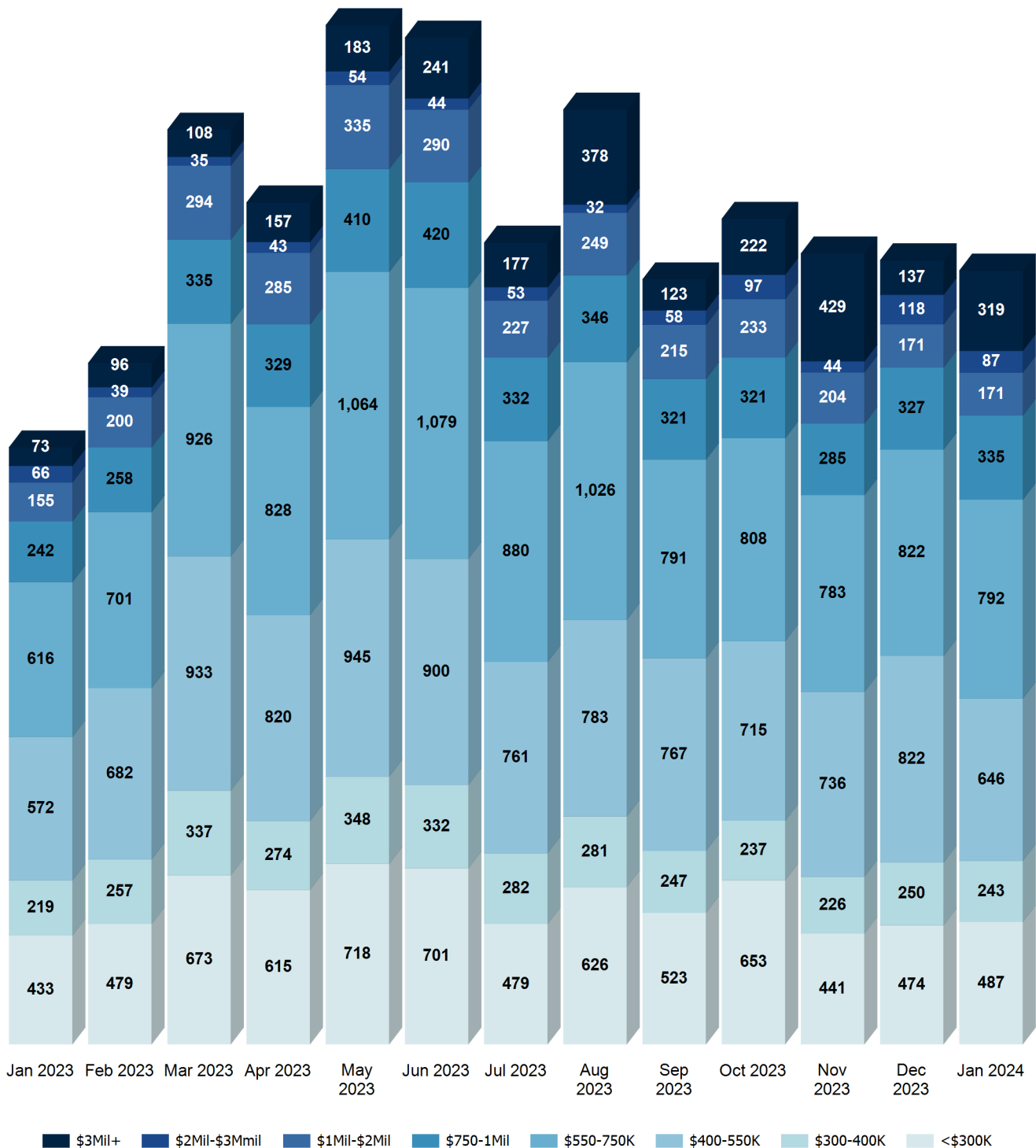
Feb 2023 -9.65%	Mar 2023 0.97%	Apr 2023 -2.21%	May 2023 0.29%	Jun 2023 4.12%	Jul 2023 -0.75%
Aug 2023 -0.57%	Sep 2023 3.67%	Oct 2023 -2.72%	Nov 2023 1.89%	Dec 2023 -3.90%	Jan 2024 6.96%

MARKET ACTIVITY & TRENDS

JANUARY 2024



SALES VALUE RANGES



MARKET ACTIVITY & TRENDS

JANUARY 2024



COMMUNITY NAME	ZIP CODE	SFR					Condos			
		SALES	SALES # % YOY	MEDIAN PRICE (\$1,000)	PRICE % YOY	MEDIAN \$/ Sq. Ft.	SALES	SALES # % YOY	MEDIAN PRICE (\$1,000)	PRICE % YOY
AGUANGA	92536	13	-14.63%	\$118	-21.67%	\$286	2	75.00%	\$393	0.00%
ANZA	92539	8	-11.95%	\$273	-8.25%	\$213	0	-100.00%	\$0	0.00%
BANNING	92220	25	-19.40%	\$430	11.69%	\$266	3	53.60%	\$428	78.33%
BEAUMONT	92223	36	-33.27%	\$528	11.69%	\$254	32	-9.44%	\$542	3.04%
BERMUDA DUNES	92203	5	-32.79%	\$700	-2.37%	\$315	1	-20.00%	\$465	13.14%
BLYTHE	92225	14	-12.05%	\$193	95.43%	\$158	0	-16.67%	\$0	-100.00%
CABAZON	92230	4	1.32%	\$111	190.68%	\$407	0	0.00%	\$0	0.00%
CALIMESA	92320	7	-25.74%	\$434	-1.92%	\$228	1	-86.27%	\$325	10.92%
CANYON LAKE	92587	18	-28.71%	\$635	16.41%	\$344	1	-58.62%	\$422	0.00%
CATHEDRAL CITY	92234	54	-27.22%	\$473	12.50%	\$325	3	-40.49%	\$415	25.76%
CHERRY VALLEY	92223	12	-26.53%	\$353	-7.11%	\$278	0	0.00%	\$0	0.00%
COACHELLA	92236	21	-1.14%	\$542	3.14%	\$765	0	0.00%	\$0	0.00%
COLTON	92324	2	-14.29%	\$450	11.17%	\$202	0	0.00%	\$447	79.16%
CORONA	92878	8	-33.33%	\$686	1.56%	\$449	1	-37.50%	\$589	0.00%
CORONA	92879	23	-21.64%	\$699	32.01%	\$398	4	-31.19%	\$495	37.50%
CORONA	92881	15	-25.69%	\$860	20.28%	\$431	4	-17.19%	\$650	18.09%
CORONA	92882	26	-27.54%	\$753	-0.33%	\$381	5	-56.44%	\$440	-22.94%
CORONA	92883	19	-21.50%	\$721	5.33%	\$309	22	-13.92%	\$770	31.69%
CORONA TOTAL		91	-25.94%	\$744	11.77%	\$393	36	-31.25%	\$589	16.09%
DESERT HOT SPRINGS	92240	33	-33.11%	\$365	18.12%	\$228	2	-40.56%	\$379	184.08%
DESERT HOT SPRINGS	92241	8	-26.76%	\$344	58.05%	\$233	0	0.00%	\$0	0.00%
DESERT HOT SPRINGS TOTAL		41	-29.94%	\$354	38.08%	\$231	2	-40.56%	\$379	184.08%
EASTVALE	91752	2	-35.42%	\$913	1.39%	\$277	1	-46.43%	\$529	-8.79%
EASTVALE	92880	19	-28.13%	\$895	11.88%	\$286	2	-4.26%	\$710	6.61%
EASTVALE TOTAL		21	-31.77%	\$904	6.63%	\$282	3	-25.34%	\$620	-1.09%
HEMET	92543	25	-29.53%	\$384	37.95%	\$247	9	-55.64%	\$485	2.65%
HEMET	92544	37	-34.76%	\$410	2.50%	\$288	2	-5.00%	\$213	0.00%
HEMET	92545	51	-29.15%	\$400	13.64%	\$236	17	-27.91%	\$480	60.91%
HEMET TOTAL		113	-31.15%	\$398	18.03%	\$257	28	-29.52%	\$392	31.78%
HOME GARDENS	92503	3	-37.04%	\$620	3.33%	\$298	1	-13.33%	\$530	0.00%
HOMELAND	92548	16	87.69%	\$502	229.18%	\$989	1	0.00%	\$699	0.00%
IDYLLWILD	92549	15	-30.42%	\$435	-22.32%	\$410	0	-100.00%	\$0	0.00%
INDIAN WELLS	92210	16	-2.94%	\$2,210	28.68%	\$659	9	-8.67%	\$765	-11.56%

		SFR					Condos			
COMMUNITY NAME	ZIP CODE	SALES	SALES # % YOY	MEDIAN PRICE (\$1,000)	PRICE % YOY	MEDIAN \$/ Sq. Ft.	SALES	SALES # % YOY	MEDIAN PRICE (\$1,000)	PRICE % YOY
INDIO	92201	47	-34.19%	\$410	-3.53%	\$380	9	-23.44%	\$345	30.43%
INDIO	92203	43	-31.40%	\$480	28.51%	\$605	14	-20.33%	\$572	5.20%
INDIO TOTAL		90	-32.79%	\$445	12.49%	\$493	23	-21.88%	\$458	17.82%
JURUPA VALLEY	91752	9	-10.38%	\$830	32.80%	\$338	0	0.00%	\$0	0.00%
JURUPA VALLEY	92509	10	-43.42%	\$649	10.79%	\$0	7	-29.85%	\$737	3.08%
JURUPA VALLEY TOTAL		19	-26.90%	\$740	21.80%	\$338	7	-29.85%	\$737	3.08%
LA QUINTA	92253	72	-14.18%	\$770	-33.33%	\$523	17	-9.54%	\$750	18.44%
LAKE ELSINORE	92530	34	-29.94%	\$500	4.06%	\$281	3	-34.09%	\$395	181.22%
LAKE ELSINORE	92532	18	-38.16%	\$625	5.93%	\$244	11	-41.04%	\$615	14.85%
LAKE ELSINORE TOTAL		52	-34.05%	\$563	5.00%	\$262	14	-37.57%	\$505	98.03%
MECCA	92254	2	-5.13%	\$330	84.04%	\$259	0	0.00%	\$0	0.00%
MENIFEE	92584	52	-33.98%	\$599	6.96%	\$320	25	-13.81%	\$641	3.05%
MENIFEE	92585	23	-49.92%	\$560	6.87%	\$251	13	-23.77%	\$584	7.56%
MENIFEE	92586	37	-17.13%	\$390	3.86%	\$430	10	61.54%	\$322	20.37%
MENIFEE TOTAL		112	-33.68%	\$516	5.90%	\$334	48	7.99%	\$516	10.33%
MORENO VALLEY	92551	16	-34.24%	\$520	15.68%	\$271	10	-35.20%	\$434	24.27%
MORENO VALLEY	92553	19	-39.58%	\$515	22.04%	\$319	2	-73.17%	\$504	0.00%
MORENO VALLEY	92555	22	-32.31%	\$525	-7.89%	\$237	5	-19.64%	\$573	-14.10%
MORENO VALLEY	92557	24	-29.04%	\$495	-0.90%	\$295	1	-40.00%	\$199	-18.78%
MORENO VALLEY TOTAL		81	-33.79%	\$514	7.23%	\$280	18	-42.00%	\$427	-2.87%
MOUNTAIN CENTER	92561	5	-3.64%	\$860	94.13%	\$396	0	-100.00%	\$0	0.00%
MURRIETA	92562	36	-32.30%	\$650	9.80%	\$303	4	-32.82%	\$565	16.62%
MURRIETA	92563	36	-35.22%	\$671	6.55%	\$285	7	-51.81%	\$425	3.16%
MURRIETA TOTAL		72	-33.76%	\$661	8.17%	\$294	11	-42.31%	\$495	9.89%
NORCO	92860	13	-29.17%	\$725	5.45%	\$407	0	-100.00%	\$0	0.00%
NORTH PALM SPRINGS	92258	2	0.00%	\$211	0.00%	\$216	0	0.00%	\$0	0.00%
NUEVO	92567	6	-18.25%	\$525	15.01%	\$343	3	0.00%	\$456	0.00%
PALM DESERT	92211	44	-16.34%	\$522	-17.14%	\$311	56	16.39%	\$493	-5.47%
PALM DESERT	92260	23	-22.22%	\$635	51.19%	\$621	36	-18.90%	\$486	-12.12%
PALM DESERT TOTAL		67	-19.28%	\$579	17.02%	\$466	92	-1.26%	\$489	-8.79%
PALM SPRINGS	92262	37	-20.04%	\$1,098	-17.82%	\$581	23	-27.03%	\$422	21.09%
PALM SPRINGS	92264	14	-15.17%	\$1,600	39.13%	\$699	36	-23.00%	\$528	17.22%
PALM SPRINGS TOTAL		51	-17.60%	\$1,349	10.65%	\$640	59	-25.01%	\$475	19.16%
PERRIS	92570	16	-19.77%	\$400	-17.53%	\$290	6	-61.36%	\$574	0.97%
PERRIS	92571	24	-22.80%	\$502	7.26%	\$318	1	-69.88%	\$395	-27.56%
PERRIS TOTAL		40	-21.28%	\$451	-5.13%	\$304	7	-65.62%	\$485	-13.29%
RANCHO MIRAGE	92270	28	-20.99%	\$1,200	-21.31%	\$535	32	48.54%	\$510	-29.31%
RIVERSIDE	92501	12	-24.23%	\$580	8.41%	\$437	5	122.22%	\$600	0.00%

		SFR					Condos			
COMMUNITY NAME	ZIP CODE	SALES	SALES # % YOY	MEDIAN PRICE (\$1,000)	PRICE % YOY	MEDIAN \$/ Sq. Ft.	SALES	SALES # % YOY	MEDIAN PRICE (\$1,000)	PRICE % YOY
RIVERSIDE	92503	32	-20.36%	\$630	0.32%	\$381	8	6.45%	\$831	118.75%
RIVERSIDE	92504	22	-32.10%	\$533	3.65%	\$440	0	-34.62%	\$0	-100.00%
RIVERSIDE	92505	13	-33.87%	\$632	12.77%	\$386	3	-38.10%	\$685	0.00%
RIVERSIDE	92506	19	-28.82%	\$610	3.39%	\$403	5	-16.39%	\$560	-48.17%
RIVERSIDE	92507	19	-41.31%	\$610	-0.41%	\$404	9	-1.33%	\$625	4.08%
RIVERSIDE	92508	11	-33.77%	\$725	9.85%	\$300	6	-51.39%	\$761	14.22%
RIVERSIDE TOTAL		128	-30.64%	\$617	5.43%	\$393	36	-1.88%	\$677	-2.22%
ROMOLAND	92585	0	0.00%	\$0	0.00%	\$0	1	100.00%	\$520	0.00%
RUBIDOUX	92503	3	-52.00%	\$480	-14.29%	\$392	4	25.00%	\$607	0.00%
RUBIDOUX	92505	2	21.43%	\$658	15.15%	\$374	0	0.00%	\$0	0.00%
RUBIDOUX	92509	33	-30.12%	\$570	10.04%	\$473	0	52.94%	\$0	-100.00%
RUBIDOUX TOTAL		38	-20.23%	\$569	3.63%	\$413	4	38.97%	\$607	-100.00%
SAN JACINTO	92582	16	-30.56%	\$506	7.55%	\$225	0	-66.67%	\$0	0.00%
SAN JACINTO	92583	23	13.66%	\$465	0.00%	\$622	5	51.43%	\$269	26800.00%
SAN JACINTO TOTAL		39	-8.45%	\$485	7.55%	\$423	5	-7.62%	\$269	26800.00%
TEMECULA	92590	1	-20.00%	\$975	-11.36%	\$191	0	0.00%	\$0	0.00%
TEMECULA	92591	25	-30.45%	\$704	7.48%	\$392	23	51.34%	\$578	-11.82%
TEMECULA	92592	46	-30.66%	\$778	16.04%	\$347	10	-39.89%	\$525	5.53%
TEMECULA TOTAL		72	-27.04%	\$819	4.05%	\$310	33	5.72%	\$552	-3.15%
THERMAL	92274	1	27.27%	\$3,750	1927.03%	\$1,829	0	-100.00%	\$0	0.00%
THOUSAND PALMS	92276	16	-20.34%	\$100	-43.22%	\$165	0	0.00%	\$0	0.00%
WHITEWATER	92282	4	-11.11%	\$280	-53.33%	\$181	0	0.00%	\$0	0.00%
WILDOMAR	92595	20	-31.09%	\$603	2.99%	\$295	3	41.67%	\$628	0.00%
WINCHESTER	92596	39	-4.98%	\$632	10.02%	\$372	24	54.48%	\$596	2.62%
YUCAIPA	92399	1	-69.23%	\$520	4.00%	\$273	0	0.00%	\$550	25.00%