



Lawyers Title®



KERN COUNTY

# MARKET ACTIVITY & TRENDS

MARCH 2024

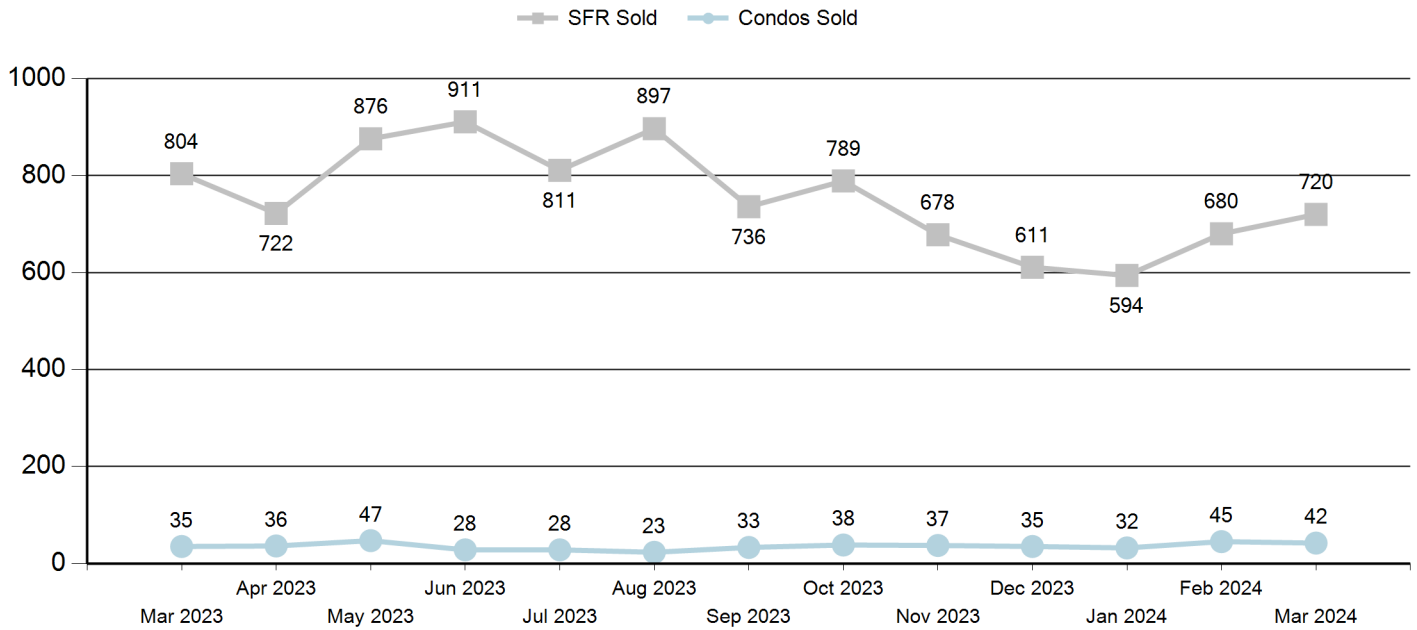
# MARKET ACTIVITY & TRENDS



MARCH 2024

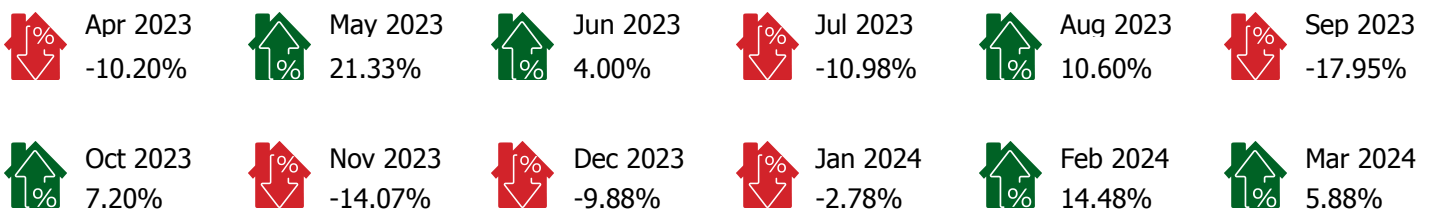
## SFR & CONDO SALES

### LAST 12 MONTHS




## MONTH OVER MONTH TRENDS

### SFR % Change



### Condo % Change

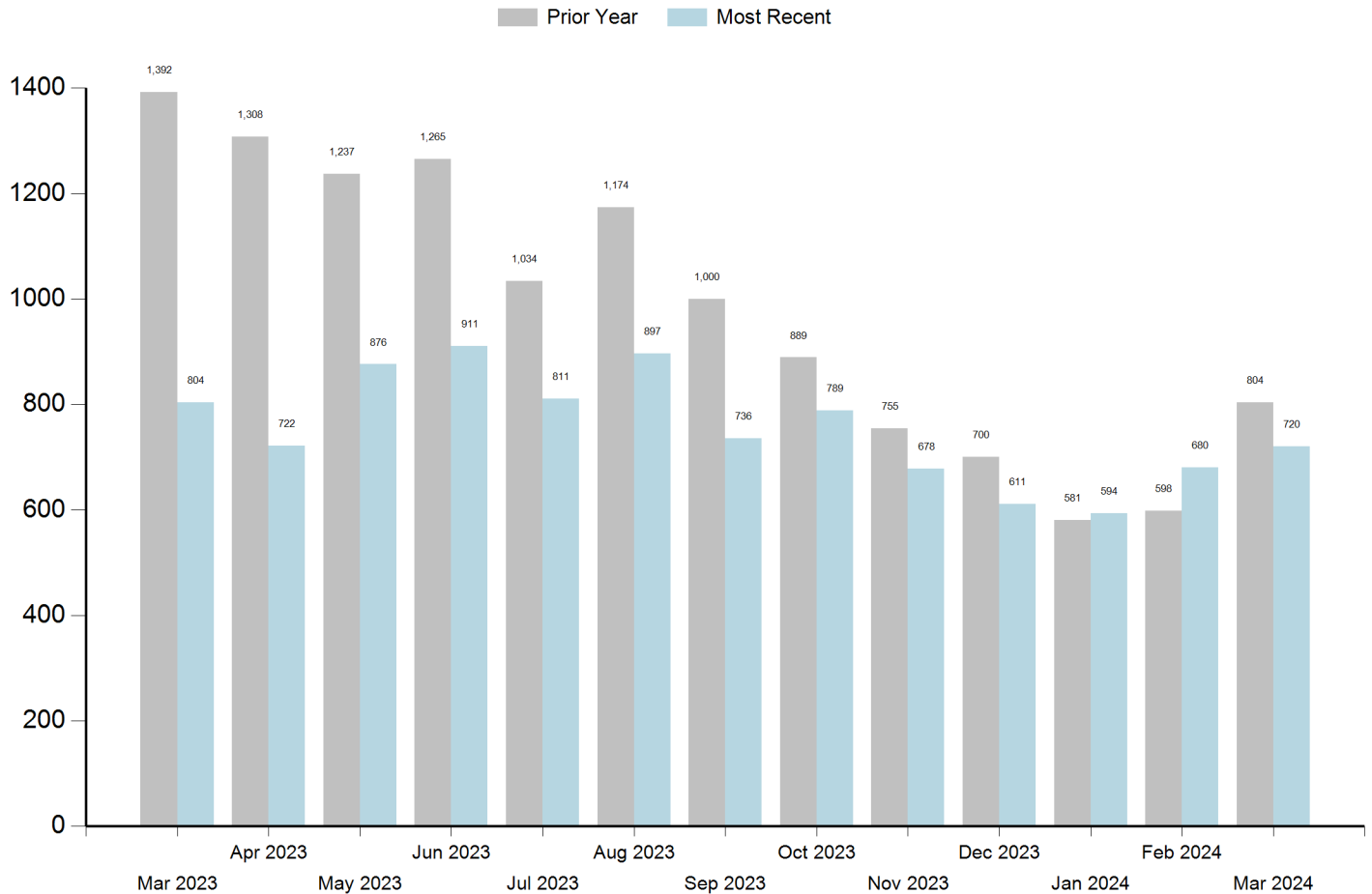


# MARKET ACTIVITY & TRENDS



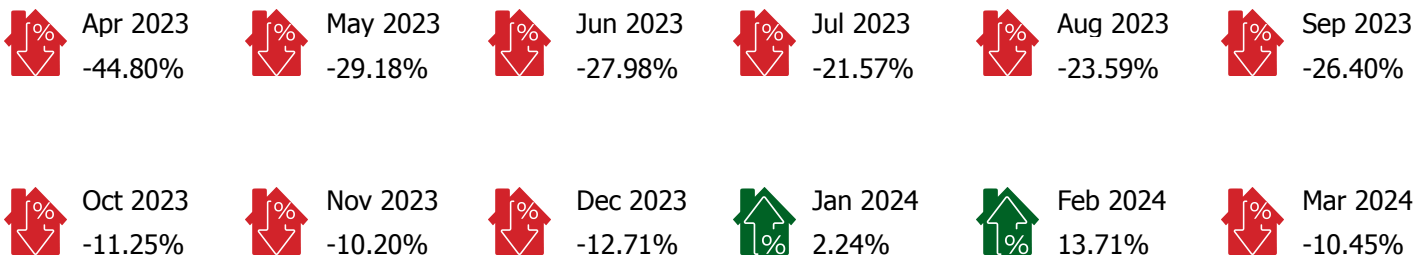
MARCH 2024

## SFR YEAR OVER YEAR



## SFR YEAR OVER YEAR TRENDS

### SFR % Change

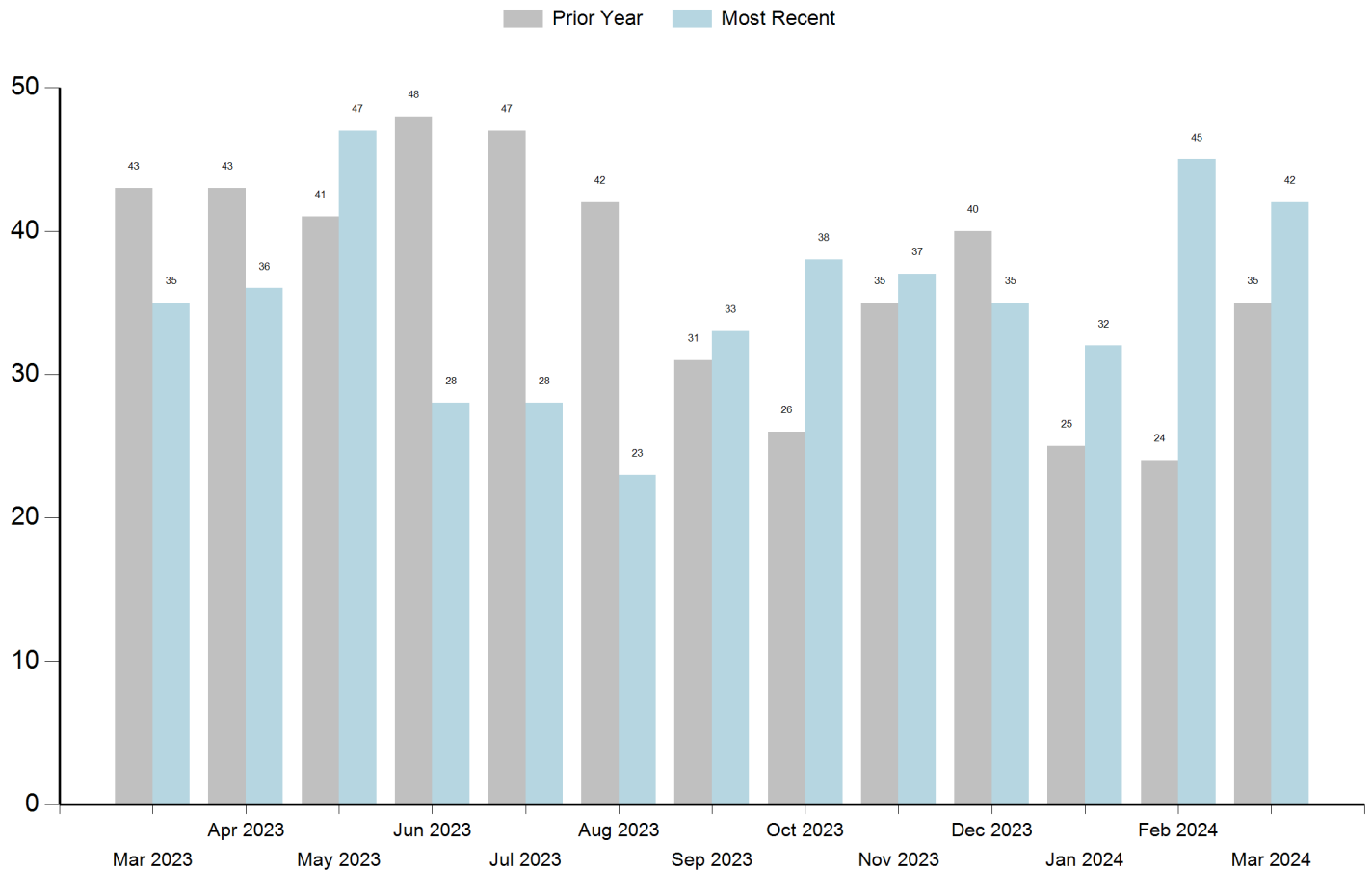


# MARKET ACTIVITY & TRENDS



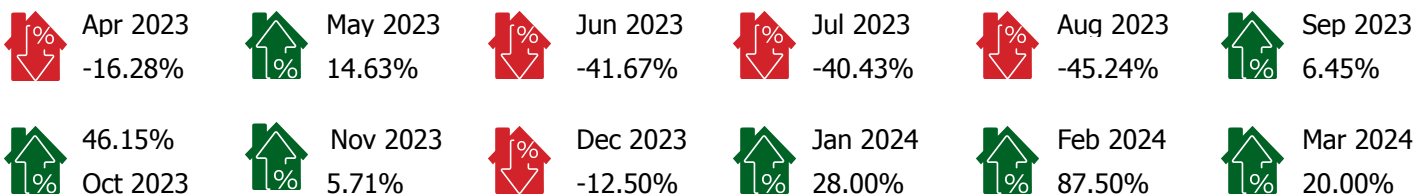
MARCH 2024

## CONDO YEAR OVER YEAR



## CONDO YEAR OVER YEAR TRENDS

### CONDO % Change

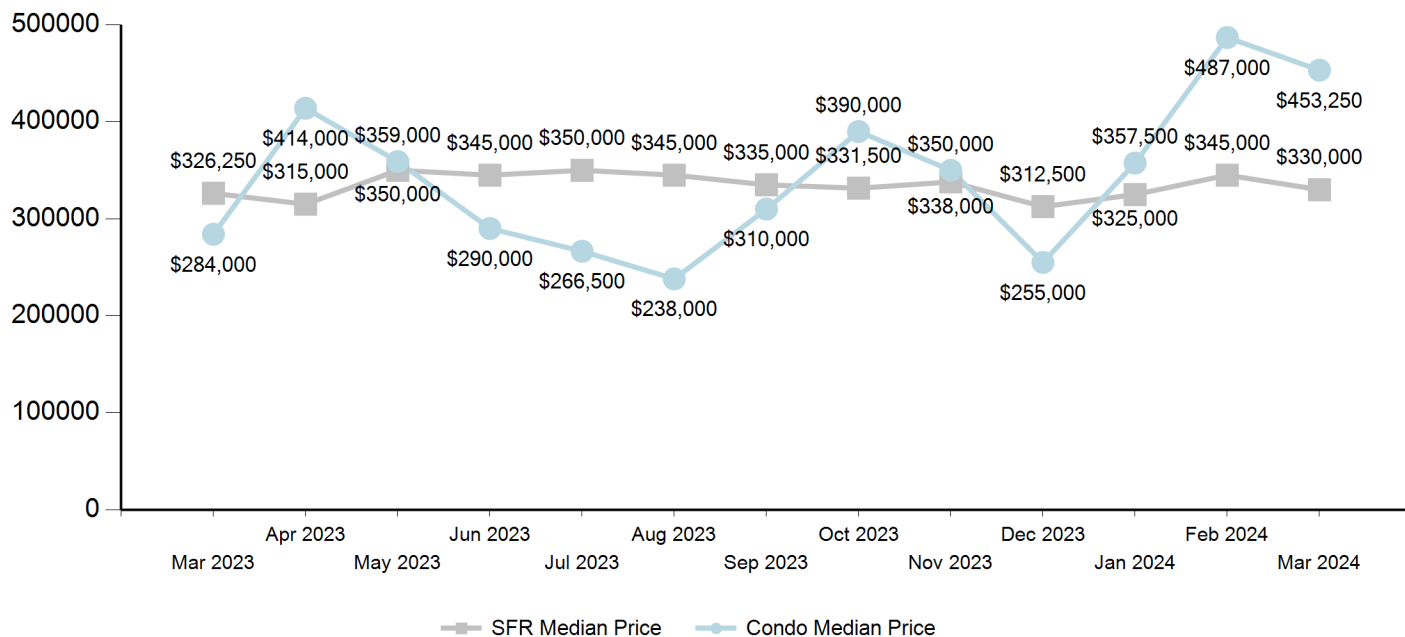


# MARKET ACTIVITY & TRENDS




MARCH 2024

## SFR & CONDO MEDIAN SALES PRICE LAST 12 MONTHS

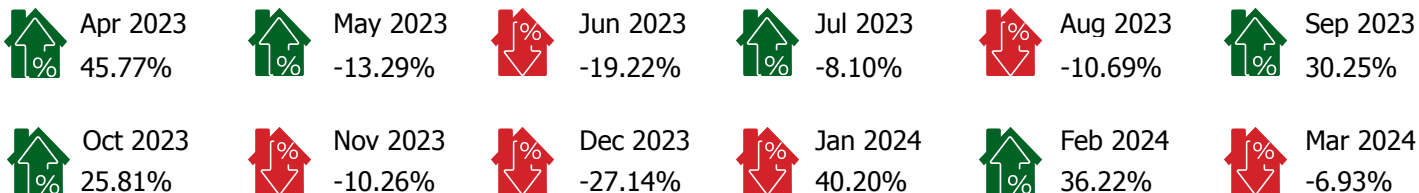


## MONTH OVER MONTH TRENDS

### SFR % Change



### Condo % Change

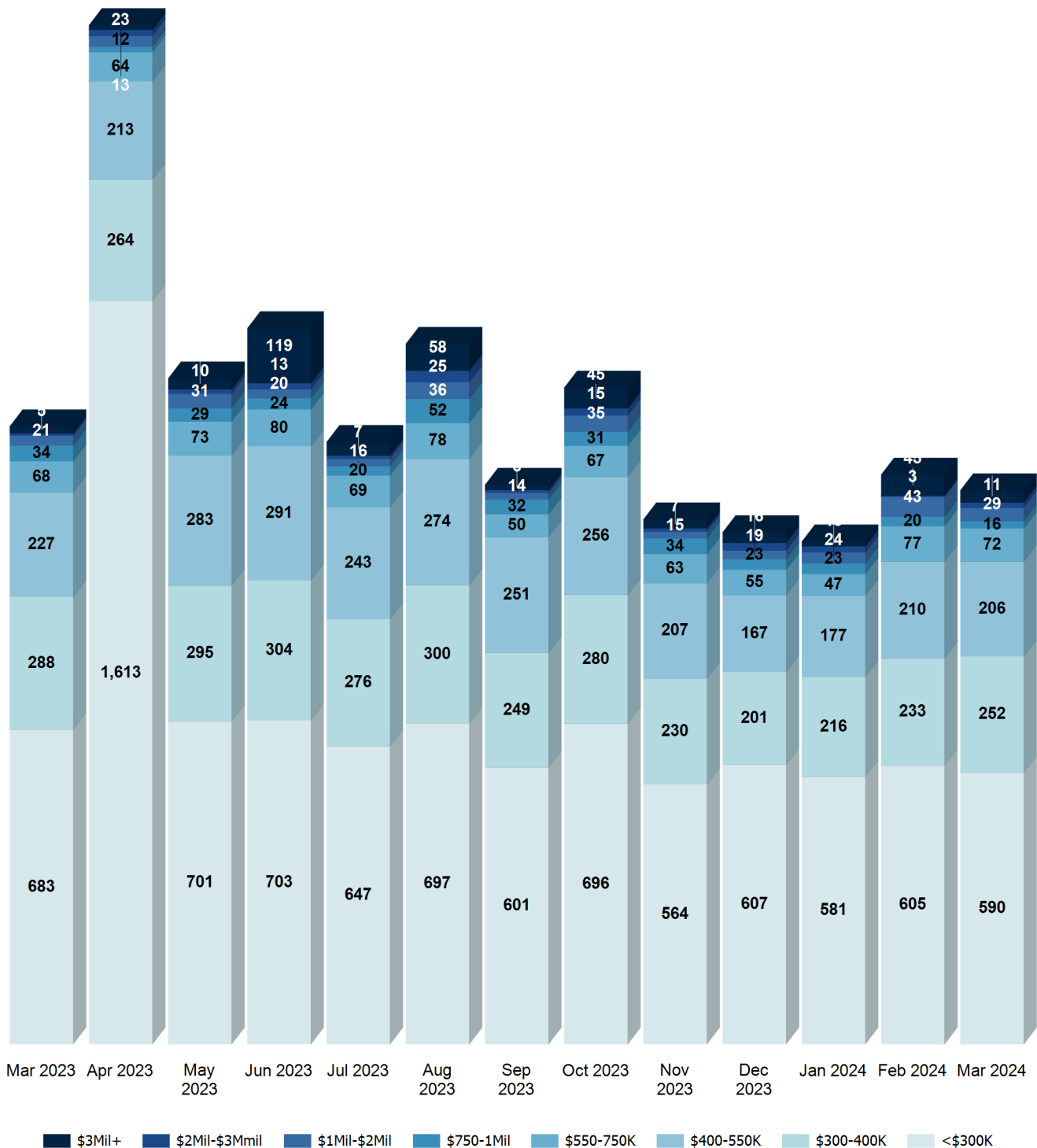


# MARKET ACTIVITY & TRENDS



MARCH 2024

## SALES VALUE RANGES



# MARKET ACTIVITY & TRENDS

MARCH 2024



COMMUNITY NAME	ZIP CODE	SFR					Condos			
		SALES	SALES # % YOY	MEDIAN PRICE (\$1,000)	PRICE % YOY	MEDIAN \$/ Sq. Ft.	SALES	SALES # % YOY	MEDIAN PRICE (\$1,000)	PRICE % YOY
ARVIN	93203	7	-45.54%	\$105	8.25%	\$108	0	-100.00%	\$0	0.00%
BAKERSFIELD	93301	6	-7.55%	\$498	74.56%	\$245	1	16.67%	\$300	0.00%
BAKERSFIELD	93304	29	-14.34%	\$280	4.67%	\$204	0	66.67%	\$0	-100.00%
BAKERSFIELD	93305	21	1.54%	\$230	1.32%	\$184	0	-60.00%	\$0	-100.00%
BAKERSFIELD	93306	42	-29.19%	\$368	9.70%	\$213	2	-24.39%	\$463	4.40%
BAKERSFIELD	93307	53	-26.52%	\$280	5.66%	\$260	0	-26.67%	\$0	-100.00%
BAKERSFIELD	93308	56	-24.19%	\$281	-9.52%	\$222	0	-66.67%	\$0	-100.00%
BAKERSFIELD	93309	38	-23.34%	\$330	10.00%	\$195	19	-3.15%	\$328	55.95%
BAKERSFIELD	93311	46	-23.17%	\$469	10.55%	\$253	16	34.43%	\$534	-5.78%
BAKERSFIELD	93312	41	-29.94%	\$420	5.00%	\$235	0	0.00%	\$0	0.00%
BAKERSFIELD	93313	48	-15.05%	\$397	-0.88%	\$320	1	9.38%	\$290	2428.45%
BAKERSFIELD	93314	35	-38.65%	\$600	25.00%	\$272	0	-71.43%	\$0	0.00%
<b>BAKERSFIELD TOTAL</b>		<b>415</b>	<b>-20.95%</b>	<b>\$377</b>	<b>12.37%</b>	<b>\$237</b>	<b>39</b>	<b>-12.52%</b>	<b>\$383</b>	<b>260.38%</b>
BODFISH	93205	4	-21.05%	\$99	-9.22%	\$91	0	0.00%	\$0	0.00%
BORON	93516	10	-1.49%	\$180	9.28%	\$167	0	0.00%	\$0	0.00%
BUTTONWILLOW	93206	1	33.33%	\$230	318.18%	\$106	0	0.00%	\$0	0.00%
CALIENTE	93518	2	-18.75%	\$233	55.00%	\$103	0	0.00%	\$0	0.00%
CALIFORNIA CITY	93505	33	-17.34%	\$300	13.21%	\$232	0	0.00%	\$0	0.00%
CANTIL	93519	1	300.00%	\$66	0.00%	\$107	0	0.00%	\$0	0.00%
DELANO	93215	11	-36.90%	\$296	4.78%	\$181	0	0.00%	\$0	0.00%
FRAZIER PARK	93225	9	-6.58%	\$285	-11.28%	\$272	0	-100.00%	\$0	0.00%
INYOKERN	93527	2	11.43%	\$105	-33.54%	\$77	0	0.00%	\$0	0.00%
KEENE	93531	2	80.00%	\$338	-47.96%	\$121	0	0.00%	\$0	0.00%
KERNVILLE	93238	6	-30.43%	\$115	-69.33%	\$246	0	0.00%	\$0	0.00%
LAKE ISABELLA	93240	13	-9.27%	\$203	23.03%	\$166	0	0.00%	\$0	0.00%
LAMONT	93241	2	-33.33%	\$214	13.08%	\$187	0	0.00%	\$0	0.00%
LEBEC	93243	2	-13.79%	\$367	12.00%	\$179	0	0.00%	\$0	0.00%
LOST HILLS	93249	1	-30.77%	\$300	0.00%	\$227	0	0.00%	\$0	0.00%
MARICOPA	93252	3	-14.71%	\$65	132.14%	\$189	0	0.00%	\$0	0.00%
MC FARLAND	93250	4	53.45%	\$260	-5.45%	\$214	0	0.00%	\$0	0.00%
MOJAVE	93501	7	-18.27%	\$280	166.67%	\$183	0	0.00%	\$0	0.00%
MOUNTAIN MESA	93240	3	-33.33%	\$330	2.17%	\$215	0	0.00%	\$0	0.00%
NORTH EDWARDS	93523	1	-28.57%	\$205	14.53%	\$99	0	0.00%	\$0	0.00%

COMMUNITY NAME	ZIP CODE	SFR					Condos			
		SALES	SALES # % YOY	MEDIAN PRICE (\$1,000)	PRICE % YOY	MEDIAN \$/ Sq. Ft.	SALES	SALES # % YOY	MEDIAN PRICE (\$1,000)	PRICE % YOY
ONYX	93255	1	-4.55%	\$90	-10.00%	\$130	0	0.00%	\$0	0.00%
PINE MOUNTAIN CLUB	93222	11	-9.48%	\$395	22.29%	\$228	0	0.00%	\$0	0.00%
RIDGECREST	93555	45	-25.20%	\$245	-2.00%	\$159	0	0.00%	\$0	-100.00%
ROSAMOND	93560	23	-32.27%	\$400	3.63%	\$244	0	0.00%	\$0	0.00%
SHAFTER	93263	18	-25.61%	\$377	-6.45%	\$378	0	-100.00%	\$0	0.00%
SHAFTER	93314	1	0.00%	\$480	0.00%	\$237	0	0.00%	\$0	0.00%
SHAFTER TOTAL		19	-25.61%	\$429	-6.45%	\$308	0	-100.00%		
TAFT	93268	22	-21.21%	\$177	-1.94%	\$138	0	-100.00%	\$0	0.00%
TEHACHAPI	93561	35	-17.63%	\$382	-3.41%	\$251	3	33.33%	\$195	-45.83%
WASCO	93280	12	-26.26%	\$273	-10.66%	\$158	0	-100.00%	\$0	0.00%
WELDON	93283	4	-7.14%	\$114	48.05%	\$87	0	0.00%	\$0	0.00%
WOFFORD HEIGHTS	93285	4	-31.90%	\$148	-18.06%	\$173	0	0.00%	\$0	0.00%